

# GREATER LETABA MUNICIPALITY



**2022/23**

**SERVICE DELIVERY AND BUDGET**

**IMPLEMENTATION PLAN**

**(SDBIP)**

<b>Table of Contents</b>		<b>Page number</b>
Introduction		3
Municipal Strategic Intent		4
Monthly Projections of Revenue and Expenditure		5
Municipal Transformation and Organisational Development KPIs		7
Municipal Financial Viability KPIs		8
Basic Service Delivery KPIs		11
Good Governance and Public Participation KPIs		13
Local Economic Development KPIs		15
Project Implementation plan for 2022/23 - quarterly milestones		18
Capital Works Plan for MTREF 2022/23 - 2024/25		27
<b>Annexures:</b>		
MFMA Circular 88 Compliance KPIs		32
Approval		41

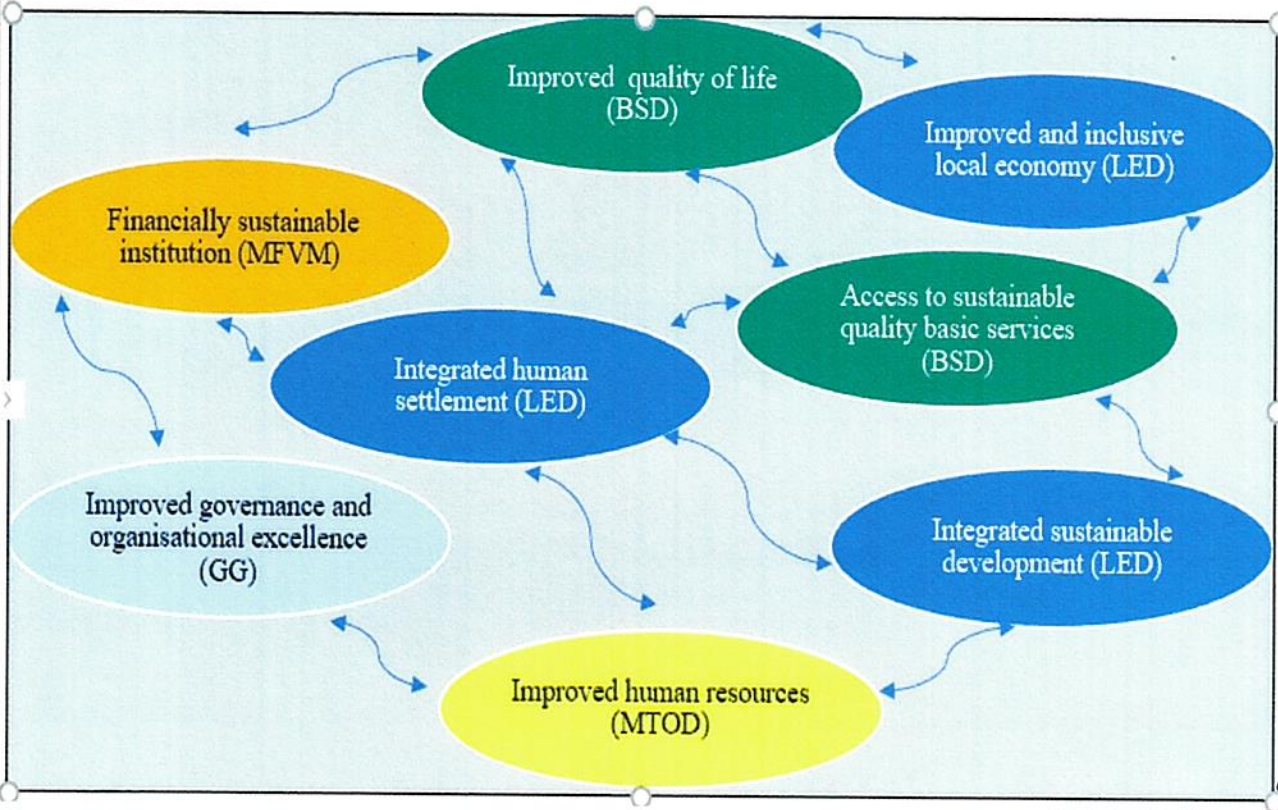
## INTRODUCTION

<b>Introduction</b>	<p>The development, implementation and monitoring of a Service Delivery and Budget Implementation Plan (SDBIP) is required by the Municipal Finance Management Act (MFMA).</p> <p>In terms of Circular 13 of National Treasury, "the SDBIP gives effect to the Integrated Development Plan (IDP) and budget of the municipality and will be possible if the IDP and budget are fully aligned with each other, as required by the MFMA."</p> <p>As the budget gives effect to the strategic priorities of the municipality it is important to supplement the budget and the IDP with a management and implementation plan.</p> <p>The SDBIP serves as the commitment by the Municipality, which includes the administration, council and community, whereby the intended objectives and projected achievements are expressed in order to ensure that desired outcomes over the long term are achieved and these are implemented by the administration over the next twelve months.</p> <p>The SDBIP provides the basis for measuring performance in service delivery against quarterly targets and implementing the budget based on monthly projections.</p> <p>Circular 13 further suggests that "the SDBIP provides the vital link between the mayor, council (executive) and the administration, and facilitates the process for holding management accountable for its performance. The SDBIP is a management, implementation and monitoring tool that will assist the mayor, councillors, municipal manager, senior managers and community."</p> <p>The purpose of the SDBIP is to monitor the execution of the budget, performance of senior management and achievement of the strategic objectives set by council. It enables the municipal manager to monitor the performance of senior managers, the mayor to monitor the performance of the municipal manager, and for the community to monitor the performance of the municipality.</p> <p>In the interests of good governance and better accountability, the SDBIP should therefore determine and be aligned with the performance agreements of the municipal manager and senior managers.</p>
<b>Legislative Framework</b>	<p>Section 53 of the MFMA stipulates that the Mayor should approve the SDBIP within 28 days after the approval of the budget. The Mayor must also ensure that the revenue and expenditure projections for each month and the service delivery targets and performance indicators as set out in the SDBIP are made public within 14 days after their approval.</p> <p>The following National Treasury prescriptions as minimum requirements that must form part of the SDBIP are applicable to the Municipality :</p> <ol style="list-style-type: none"> <li>(1) Monthly projections of revenue to be collected by source.</li> <li>(2) Monthly projections of expenditure (operating and capital) and revenue for each vote.</li> <li>(3) Quarterly projections of service delivery targets and performance indicators for each vote.</li> <li>(4) Ward information for expenditure and service delivery.</li> <li>(5) Detailed capital works plan broken down per ward for three years.</li> </ol> <p>An adjustment to the SDBIP may only be done in line with section 54 (1)(c) of the MFMA, which states that: On receipt of a statement or report submitted by the accounting officer to the municipality in terms of section 7 1 or 72. the mayor must-</p> <ol style="list-style-type: none"> <li>( a ) consider the statement or report;</li> <li>(h) check whether the municipality's approved budget is implemented in accordance with the service delivery and budget implementation plan:</li> <li>(c) consider and, if necessary, make any revisions to the service delivery and budget implementation plan, provided that revisions to the service delivery targets and performance indicators in the plan may only be made with the approval of the council following approval of an adjustments budget:</li> </ol> <p>As an Addendum to the SDBIP the KPIs as required by Circular 88 of the MFMA. Therein contained are KPIs which will gradually become compulsory for municipalities to report on on a quarterly and annual basis. Reporting on these KPIs will be done seperately.</p>

**MUNICIPAL STRATEGIC INTENT**

<b>Vision and Mission</b>	<p>The strategic vision of the organisation sets the long term goal the Municipality wants to achieve. The vision of Greater Letaba Municipality is:</p> <p><b>“To be the leading municipality in the delivery of quality services for the promotion of socio-economic development”</b></p> <p>The strategic mission speaks about what the purpose of Greater Letaba Municipality is:</p> <p>To ensure an effective, efficient and economically viable municipality through:</p> <ul style="list-style-type: none"> <li>• Promotion of accountable, transparent and consultative and co-operative governance;</li> <li>• Promotion of local economic development and poverty alleviation;</li> <li>• Strengthening cooperative governance;</li> <li>• Provision of sustainable and affordable services and</li> <li>• Ensuring a compliant, safe and healthy environment</li> <li>• Utilisation of smart technology</li> </ul>
---------------------------	--

<b>Strategy map</b>	<p>The strategic Objectives of the municipality are presented in the Strategy Map below:</p>
---------------------	--



**2022/23 MONTHLY REVENUE AND EXPENDITURE PROJECTIONS**

	Jul '22	Aug '22	Sept '22	Oct '22	Nov '22	Dec '22	Jan '23	Feb '23	Mar '23	Apr '23	May '23	Jun '23	Total
<b>Budgeted Revenue By Source</b>													
Property rates	R 982 417	R 982 417	R 982 417	R 982 417	R 982 417	R 982 417	R 982 417	R 982 417	R 982 417	R 982 417	R 982 417	R 982 417	R 11 789 000.00
Service charges - electricity revenue	R 1 572 328	R 1 572 328	R 1 572 328	R 1 572 328	R 1 572 328	R 1 572 328	R 1 572 328	R 1 572 328	R 1 572 328	R 1 572 328	R 1 572 328	R 1 572 328	R18 867 933.66
Service charges - water revenue	R -	R -	R -	R -	R -	R -	R -	R -	R -	R -	R -	R -	R-
Service charges - sanitation revenue	R -	R -	R -	R -	R -	R -	R -	R -	R -	R -	R -	R -	R -
Service charges - refuse revenue	R 437 826	R 437 826	R 437 826	R 437 826	R 437 826	R 437 826	R 437 826	R 437 826	R 437 826	R 437 826	R 437 826	R 437 826	R5 253 911.64
Rental of facilities and equipment	R 19 722	R 19 722	R 19 722	R 19 722	R 19 722	R 19 722	R 19 722	R 19 722	R 19 722	R 19 722	R 19 722	R 19 722	R236 659.36
Interest earned - external investments	R 108 976	R 108 976	R 108 976	R 108 976	R 108 976	R 108 976	R 108 976	R 108 976	R 108 976	R 108 976	R 108 976	R 108 976	R1 307 709.06
Interest earned - outstanding debtors	R 502 467	R 502 467	R 502 467	R 502 467	R 502 467	R 502 467	R 502 467	R 502 467	R 502 467	R 502 467	R 502 467	R 502 467	R6 029 604.07
Dividends received													R -
Fines, penalties and forfeits	R 16 048	R 16 048	R 16 048	R 16 048	R 16 048	R 16 048	R 16 048	R 16 048	R 16 048	R 16 048	R 16 048	R 16 048	R192 570.00
Licences and permits	R 1 703 333	R 1 703 333	R 1 703 333	R 1 703 333	R 1 703 333	R 1 703 333	R 1 703 333	R 1 703 333	R 1 703 333	R 1 703 333	R 1 703 333	R 1 703 333	R20 440 000.00
Agency services	R 296 772	R 296 772	R 296 772	R 296 772	R 296 772	R 296 772	R 296 772	R 296 772	R 296 772	R 296 772	R 296 772	R 296 772	R3 561 261.00
Transfers and subsidies	R 31 162 029	R 31 162 029	R 31 162 029	R 31 162 029	R 31 162 029	R 31 162 029	R 31 162 029	R 31 162 029	R 31 162 029	R 31 162 029	R 31 162 029	R 31 162 029	R373 944 350.00
Other revenue	R 762 500	R 762 500	R 762 500	R 762 500	R 762 500	R 762 500	R 762 500	R 762 500	R 762 500	R 762 500	R 762 500	R 762 500	R9 150 000.00
Gains on disposal of PPE	R 166 667	R 166 667	R 166 667	R 166 667	R 166 667	R 166 667	R 166 667	R 166 667	R 166 667	R 166 667	R 166 667	R 166 667	R2 000 000.00
<b>Total Revenue (excluding capital transfers and contributions)</b>	<b>R 37 731 085</b>	<b>R 37 731 085</b>	<b>R 37 731 085</b>	<b>R 37 731 085</b>	<b>R 37 731 085</b>	<b>R 37 731 085</b>	<b>R 37 731 085</b>	<b>R 37 731 085</b>	<b>R 37 731 085</b>	<b>R 37 731 085</b>	<b>R 37 731 085</b>	<b>R 37 731 085</b>	<b>R452 772 998.79</b>

**2022/23 MONTHLY REVENUE AND EXPENDITURE PROJECTIONS**

	Jul '22	Aug '22	Sept '22	Oct '22	Nov '22	Dec '22	Jan '23	Feb '23	Mar '23	Apr '23	May '23	Jun '23	Total
<b>Budgeted Expenditure by Vote</b>													
Vote 1 - Executive & Council	R 4 582	R 4 582	R 4 582	R 4 582	R 4 582	R 4 582	R 4 582	R 4 582	R 4 582	R 4 582	R 4 582	R 4 582	R 54 983
Vote 2 - Finance and Administration	R 12 126	R 12 126	R 12 126	R 12 126	R 12 126	R 12 126	R 12 126	R 12 126	R 12 126	R 12 126	R 12 126	R 12 126	R 145 507
Vote 3 - Internal Audit	R 250	R 250	R 250	R 250	R 250	R 250	R 250	R 250	R 250	R 250	R 250	R 250	R 3 002
Vote 4 - Community and Public Safety	R 3 019	R 3 019	R 3 019	R 3 019	R 3 019	R 3 019	R 3 019	R 3 019	R 3 019	R 3 019	R 3 019	R 3 019	R 36 228
Vote 5 - Sports and Recreation	R -	R -	R -	R -	R -	R -	R -	R -	R -	R -	R -	R -	R -
Vote 6 - Housing	R 75	R 75	R 75	R 75	R 75	R 75	R 75	R 75	R 75	R 75	R 75	R 75	R 896
Vote 7 - Planning and Development	R 1 697	R 1 697	R 1 697	R 1 697	R 1 697	R 1 697	R 1 697	R 1 697	R 1 697	R 1 697	R 1 697	R 1 697	R 20 362
Vote 8 - Road Transport	R 5 484	R 5 484	R 5 484	R 5 484	R 5 484	R 5 484	R 5 484	R 5 484	R 5 484	R 5 484	R 5 484	R 5 484	R 65 806
Vote 9 - Energy Sources	R 4 624	R 4 624	R 4 624	R 4 624	R 4 624	R 4 624	R 4 624	R 4 624	R 4 624	R 4 624	R 4 624	R 4 624	R 55 492
Vote 10 - Waste Water Management	R 84	R 84	R 84	R 84	R 84	R 84	R 84	R 84	R 84	R 84	R 84	R 84	R 1 003
Vote 11 - Waste Management	R -	R -	R -	R -	R -	R -	R -	R -	R -	R -	R -	R -	R -
<b>Total Operational Expenditure</b>	<b>R 27 359</b>	<b>R 27 359</b>	<b>R 27 359</b>	<b>R 27 359</b>	<b>R 27 359</b>	<b>R 27 359</b>	<b>R 27 359</b>	<b>R 27 359</b>	<b>R 27 359</b>	<b>R 27 359</b>	<b>R 27 359</b>	<b>R 27 359</b>	<b>R 328 296</b>

KPA 1: MUNICIPAL TRANSFORMATION AND ORGANISATIONAL DEVELOPMENT KEY PERFORMANCE INDICATORS													
Vote Nr/Strategic Objective	Municipal Programme	Key Performance Indicator	KPI Unit of measure	Description of unit of measure	Baseline / Status end June 2022	Annual Target (30/06/2023)	Budget 2022/23	Target 1st Quarter (1 Jul-30 Sept 2022)	Target 2nd Quarter (1 Oct -31 Dec 2022)	Target 3rd Quarter (Jan 31 Mar 2023)	Target 4th Quarter (1 Apr- 30 Jun 2023)	Responsible Dept	Evidence required
*0046	Improved human resources	Human Resource Management	Number	Approved organisational structure	The approval of the organisational structure by 31 May will result in a score of 1	1	Operational	N/A	N/A	25+L3	1	CORP	Council Approved Organizational structure, Council Minutes
*0046	Improved human resources	Human Resource Management	Number	Number of employees trained	Number of employees trained in line with the approved Workplace Skills Plan	77	Operational	25	25	25	25	CORP	WSP Attendance Registers
*0046	Improved human resources	Human Resource Management	Number	Approved HRM Strategy	Human Resource Management Strategy approved in Council will result in a 1 being achieved	1	Operational	N/A	N/A	N/A	1	CORP	HRM strategy, Council Resolution
*0046	Improved human resources	Human Resource Management	Number	Developed Change management strategy	Developed Change management strategy approved in Council will count as 1 being achieved	1	Operational	N/A	N/A	N/A	1	CORP	Change Management strategy, Council Resolution
*0046	Improved human resources	Human Resource Management	Number	Number of team building sessions held	Simple count of the number of team building session held	New KPI	Operational	N/A	1	N/A	N/A	CORP	Team building session report
*0046	Improved human resources	Special Programmes	Number	# of Youth Council meetings held	Simple count of the number of Youth Council meetings held	0	Operational	1	1	1	1	Comm	Agenda Attendance Registers
*0046	Improved human resources	Special Programmes	Number	# of Gender Forum meetings held	Simple count of the number of Gender Forum meetings held	0	Operational	1	1	1	1	Comm	Agenda Attendance Registers
*0046	Improved human resources	Special Programmes	Number	# of HIV/AIDS Council meetings held	Simple count of the number of HIV/AIDS Council meetings held	0	Operational	1	1	1	1	Comm	Agenda Attendance Registers
*0046	Improved human resources	Sport, Arts and Culture	Number	Number of Sports Committee meetings held	Simple count of the number of Sports Committee meetings held	0	Operational	1	1	1	1	Comm	Agenda Attendance Registers
*0046	Improved human resources	Human Resource Management	Number	Number of people from employment equity target groups employed in the three highest levels of management in compliance with a municipality's approved employment equity plan	Number of people in 3 highest levels in compliance with EE Plan	17	Operational	N/A	N/A	N/A	21	CORPS	Employment Equity reports
Improved human resources	Human Resource Management	Percentage of a municipality's budget actually spent on implementing its workplace skills plan	Percentage	(1) (R-value of operating budget spent on training) / (2) (Total Operating Budget) *100	0.2%	0.2%	Operational	n/a	n/a	n/a	0.2%	CORPS	Financial Report

**KPA 2: MUNICIPAL FINANCIAL VIABILITY KEY PERFORMANCE INDICATORS**

Vote Nr	Strategic Objective	Municipal Programme	Key Performance Indicator	KPI Unit of measure	Description of unit of measure	Baseline / Status end June 2022	Annual Target (30/06/2023)	Budget 2022/23	Target 1st Quarter (1 Jul-30 Sept 2022)	Target 2nd Quarter (1 Oct -31 Dec 2022)	Target 3rd Quarter (1 Jan 31 Mar 2023)	Target 4th Quarter (1 Apr- 30 Jun 2023)	Responsible Dept	Evidence required
*0040	Financially sustainable institution	Revenue	% of revenue collected	Percent	R-value revenue collected as a percentage of the R-value revenue billed	48%	95%	Operational	95%	95%	95%	95%	Finance	Revenue Reports
*0040	Financially sustainable institution	Asset Management	Approved fleet management plan	Number	Fleet Management Plan approved by Council will count as 1 being achieved	New KPI	1	Operational	n/a	n/a	n/a	1	Finance	Fleet Management Plan Council Resolution
*0040	Financially sustainable institution	Asset Management	Approved asset management plan	Number	Asset Management Plan approved by Council will count as 1 being achieved	New KPI	1	Operational	n/a	n/a	n/a	1	Finance	Asset Management Plan Council Resolution
*0040	Financially sustainable institution	Supply Chain Management	Percentage of Bids awarded within 90 days after advertisement	Percent	Number of Bids awarded within 90 of days after advertisement as percentage of the total number of bids advertised	New KPI	100%	Operational	100%	100%	100%	100%	Finance	Bid register
*0040	Financially sustainable institution	Revenue	Percentage of debts collected	Percentage	R-value debt collected as a percentage of the R-value outstanding debtors	29%	60%	Operational	10%	15%	35%	60%	CFO	Financial reports
*0040	Financially sustainable institution	Budget and Reporting	Number of quarterly financial statements submitted to Provincial Treasury	Number	Number of quarterly Financial statements compiled and submitted to Provincial Treasury	4	4	Operational	1	1	1	1	CFO	Dated proof of submission Financial Statements
*0040	Financially sustainable institution	Budget and Reporting	Draft budget for 2023/24 tabled by 31 March annually	Number	The tabling of the draft Budget, for the following financial year, by 31 March will result in a score of 1	1	1	Operational	N/A	N/A	1	N/A	CFO	Draft Budget, Council Resolution
*0040	Financially sustainable institution	Budget and Reporting	Final budget for 2023/24 approved by 31 May annually	Number	The approval of the final Budget, for the following financial year, by 31 May will result in a score of 1	1	1	Operational	N/A	N/A	N/A	1	CFO	Final Budget, Council Resolution
*0040	Financially sustainable institution	Budget and Reporting	Number of Budget related policies approved by Council	Number	Number of budget related policies approved along with the budget	21	21	Operational	N/A	N/A	N/A	21	CFO	Budget related policies, Council Resolution
*0040	Financially sustainable institution	Budget and Reporting	Council to approve the Adjusted Budget annually by 28 February	Number	The approval of an Adjustment budget, for the current financial year, by Council by 28 February will result in a score of 1	1	1	Operational	N/A	N/A	1	N/A	CFO	Adjustment budget, Council Resolution



**KPA 2: MUNICIPAL FINANCIAL VIABILITY KEY PERFORMANCE INDICATORS**

Vote Nr	Strategic Objective	Municipal Programme	Key Performance Indicator	KPI Unit of measure	Description of unit of measure	Baseline / Status end June 2022	Annual Target (30/06/2023)	Budget 2022/23	Target 1st Quarter (1 Jul-30 Sept 2022)	Target 2nd Quarter (1 Oct -31 Dec 2022)	Target 3rd Quarter (1 Jan 31 Mar 2023)	Target 4th Quarter (1 Apr- 30 Jun 2023)	Responsible Dept	Evidence required
*0040	Financially sustainable institution	Budget and Reporting	Submit annual financial statements to the Auditor General by 31 August annually	Number	The submission of the Annual Financial Statements by 31 August will result in a score of 1	1	1	Operational	1	N/A	N/A	N/A	CFO	Dated proof of submission of AFS to AG
*0040	Financially sustainable institution	Budget and Reporting	Number of updated Unauthorised, Irregular, fruitless and wasteful expenditure (UIF) registers signed off by the CFO (Sect 32 of MFMA)	Number	Monthly updated UIF registers is expected	12	12	Operational	3	3	3	3	CFO	Monthly updated of UIF Register signed off by CFO
*0040	Financially sustainable institution	Budget and Reporting	Financial By-laws to be approved by Council along with the final budget by 31 May annually	Number	The approval of the financial by-laws by Council by 31 May will result in a score of 1	0	4	Operational	N/A	N/A	n/a	4	CFO	Finance by-laws, Council Resolution
*0040	Financially sustainable institution	Budget and Reporting	Average number of working days taken to submit monthly MFMA Sect 71 reports to Treasury after month-end	Number	Any number of days, less than an average of 10 working days, will result in an overachievement and exceeding 10 days will reflect as underachievement	10	10	Operational	10	10	10	10	CFO	Sect 71 reports Dated proof of submission to Treasury
*0040	Financially sustainable institution	Budget and Reporting	Cost coverage	Ratio	R-value cash plus investments / Fixed operating expenditure	tbd	1,1	Operational	n/a	1,1	n/a	1,1	CFO	Financial reports, reflecting calculations
*0040	Financially sustainable institution	Supply Chain Management	Supply Chain committees (BSC, BEC & BAC) appointed by 31 July	Number	The appointment of BSC, BEC and BAC by 31 July will result in a score of 1	1	1	Operational	1	N/A	N/A	N/A	MM	Appointment Letters for BSC, BEC and BAC members
*0040	Financially sustainable institution	Supply Chain Management	Percentage of invoices paid within 30 days of receipt from the service providers	Percentage	Number of invoices paid within 30 days of receipt as a percentage of the Total number of invoices received for the period	100%	100%	Operational	100%	100%	100%	100%	CFO	Register of Invoices Dated proof of payment

**KPA 2: MUNICIPAL FINANCIAL VIABILITY KEY PERFORMANCE INDICATORS**

Vote Nr	Strategic Objective	Municipal Programme	Key Performance Indicator	KPI Unit of measure	Description of unit of measure	Baseline / Status end June 2022	Annual Target (30/06/2023)	Budget 2022/23	Target 1st Quarter (1 Jul-30 Sept 2022)	Target 2nd Quarter (1 Oct-31 Dec 2022)	Target 3rd Quarter (1 Jan-31 Mar 2023)	Target 4th Quarter (1 Apr-30 Jun 2023)	Responsible Dept	Evidence required
*0040	Financially sustainable institution	Assets Management	Number Assets verifications conducted in line with GRAP standards	Number	Number of Asset Verifications undertaken that covers all municipal assets with a report issued will count as 1	2	2	Operational	1	n/a	1	n/a	CFO	Assets verification reports
*0040	Financially sustainable institution	Expenditure Management	Percentage of the approved capital budget spent	Percentage	R-value capital expenditure as a percentage of the capital budget	56%	100%	Capital	15%	35%	70%	100%	CFO	Financial reports
*0040	Financially sustainable institution	Expenditure Management	Percentage of the Operational budget spent	Percentage	R-value operational expenditure as a percentage of the operational budget	100%	100%	Operational	15%	35%	70%	100%	CFO	Financial reports
*0029	Financially sustainable institution	Expenditure Management	Percentage of Municipal Infrastructure Grant (MIG) budget spent	Percentage	R-value MIG expenditure as a percentage of the MIG budget	100%	100%	Capital	15%	35%	70%	100%	TECH	Financial reports
*0029	Financially sustainable institution	Expenditure Management	Percentage of Integrated National Energy Programme (INEP) budget spent	Percentage	R-value INEP expenditure as a percentage of the INEP budget	0%	100%	Operational	15%	35%	70%	100%	TECH	Financial reports
*0040	Financially sustainable institution	Expenditure Management	Percentage of Finance Management Grant (FMG) budget spent	Percentage	R-value FMG expenditure as a percentage of the FMG budget	100%	100%	Operational	15%	35%	70%	100%	CFO	Financial reports
*0040	Financially sustainable institution	Expenditure Management	Percentage of Expanded Public Works Programme (EPWP) budget spent	Percentage	R-value EPWP expenditure as a percentage of the EPWP budget	100%	100%	Operational	15%	35%	70%	100%	TECH	Financial reports
*0040	Financially sustainable institution	Expenditure Management	Percentage of Free Basic Services (FBS) budget spent	Percentage	R-value FBS expenditure as a percentage of the FBS budget	100%	100%	Operational	15%	35%	70%	100%	TECH	Financial reports

**KPA 3 : BASIC SERVICE DELIVERY KEY PERFORMANCE INDICATORS (KPIs)**

Vote Nr	Strategic Objective	Municipal Programme	Key Performance Indicator	KPI Unit of measure	Description of unit of measure	Baseline / Status end June 2022	Annual Target (30/06/2023)	Budget 2022/23	Target 1st Quarter (1 Jul-30 Sept 2022)	Target 2nd Quarter (1 Oct-31 Dec 2022)	Target 3rd Quarter (1 Jan-31 Mar 2023)	Target 4th Quarter (1 Apr-30 Jun 2023)	Responsible Dept	Evidence required
*0029	Improved quality of life	Electricity	Developed Maintenance Plan	Number	Electricity Network Maintenance plan developed will be counted as 1 achieved	New KPI	1	Operational	Appointment of a Service Providers for the drafting/revise w of the Master plan - 10% (10%)	Inception report submitted by the consultant - 40% (50%)	Data collection for detailed report -40% (90%)	Tabling of Electricity Master Plan to Council - 10% (100%)	Tech	Signed Electricity Maintenance Plan
*0029	Improved quality of life	Water Services	Reviewed Water Service Provider (WSP) Agreement	Number	Signed Water Service Provider Agreement with Mopani District Municipality will count as 1 achieved	New KPI	1	Operational	n/a	n/a	n/a	n/a	Tech	Signed Water Service Provider Agreement
*0029	Improved quality of life	Roads Infrastructure	Developed road master plan	Number	Developed road master plan approved by Council will count as 1 achieved	New KPI	1	Operational	n/a	n/a	n/a	1	Tech	Road Master Plan Council Minutes
*0029	Improved quality of life	Infrastructure management	Number of MIG projects implemented	Number	Simple count of the number of PMU projects on the MIG implementation plan for 22/23, implemented	New KPI	8	R 62 421 650	8	8	8	8	Tech	Quarterly Project Progress Reports
*0029	Improved quality of life	Electricity	# of households having access to electricity (in GLM service area)	Number	Simple count of the number of households within the GLM service area that are supplied with electricity according to the billing system	1005	823	Operational	823	823	823	823	Tech	Billing Report
*0029	Access to sustainable quality basic services	Solid waste management	Number of households with access to kerbside solid waste collection	Number	Simple count of the number of households in the GLM service area with access to kerbside solid waste collection	2742	2742	Operational	2742	2742	2742	2742	CSD	Billing Report
*0029	Access to sustainable quality basic services	Solid waste management	Number of environmental awareness campaigns	Number	Simple count of the number of environmental awareness campaigns held	4	4	Operational	1	1	1	1	CSD	Attendance Registers Pictures Programmes

KPA 3 : BASIC SERVICE DELIVERY KEY PERFORMANCE INDICATORS (KPIs)														
Vote Nr	Strategic Objective	Municipal Programme	Key Performance Indicator	KPI Unit of measure	Description of unit of measure	Baseline / Status end June 2022	Annual Target (30/06/2023)	Budget 2022/23	Target 1st Quarter (1 Jul-30 Sept 2022)	Target 2nd Quarter (1 Oct-31 Dec 2022)	Target 3rd Quarter (1 Jan 31 Mar 2023)	Target 4th Quarter (1 Apr- 30 Jun 2023)	Responsible Dept	Evidence required
*0029	Access to sustainable quality basic services	Solid waste management	Number of villages serviced through solid waste skip bins	Number	Simple count of the number of villages where skip bins are placed and emptied at least once per quarter	60	60	Operational	60	60	60	60	CSD	Waste collection truck log books (village names reflecting)
*0029	Access to sustainable quality basic services	Solid waste management	Number of Solid-waste management By-laws Gazetted	Number	By-law developed to control illegal dumping Gazetted will count as 1	Draft By-law developed, awaiting gazetting	1		n/a	n/a	n/a	1	CSD	Illegal Dumping By-law Government Gazette
*0029	Access to sustainable quality basic services	Transport	Approved Integrated Transport Plan (ITP) by the MEC	1	A signed Integrated Transport Plan will be counted as 1	New KPI	1	Operational	n/a	n/a	n/a	1	CSD	Integrated Transport Plan signed by MEC

KPA 4 : GOOD GOVERNANCE AND PUBLIC PARTICIPATION KEY PERFORMANCE INDICATORS (KPIs)														
Vote Nr	Strategic Objective	Municipal Programme	Key Performance Indicator	KPI Unit of measure	Description of unit of measure	Baseline / Status end June 2022	Annual Target (30/06/2023)	Budget 2022/23	Target 1st Quarter (1 Jul-30 Sept 2022)	Target 2nd Quarter (1 Oct -31 Dec 2022)	Target 3rd Quarter (1 Jan 31 Mar 2023)	Target 4th Quarter (1 Apr- 30 Jun 2023)	Responsible Dept	Evidence required
*0046	Improved governance and organisational excellence	Council Support	Approved Aldermanshop Policy	Number	Aldermanshop Policy approved by Council will be counted as 1 being achieved	New KPI	1	Operational	n/a	1	n/a	n/a	CORP	Aldermanshop Policy Council Resolution
*0046	Improved governance and organisational excellence	Council Support	Approved Protocol Policy	Number	Protocol Policy approved by Council will be counted as 1 being achieved	New KPI	1	Operational	n/a	n/a	n/a	1	CORP	Protocol Policy Council Resolution
*0046	Improved governance and organisational excellence	Customer Care	Number of Community satisfaction surveys completed	Number	Community satisfactory survey conducted and report submitted will be counted as 1 being achieved	New KPI	1	Operational	n/a	n/a	n/a	1	CORP	Community Satisfaction Survey Report
*0046	Improved governance and organisational excellence	Customer Care	% of customer complaints registered on the Presidential and Premier hollines addressed within 30 days	Percentage	Number of complaints registered on the Presidential and Premier hollines addressed within 30 days as a percentage of the total number of complaints registered	New KPI	100%	Operational	100%	100%	100%	100%	CORP	Presidential and Premier Holline reports
*0046	Improved governance and organisational excellence	Human Resource Management	% of prioritised vacancies filled in line with the approve recruitment plan	Percentage	Number of vacancies filled as a percentage of the number of vacancies prioritised in the recruitment plan for the financial year	New KPI	100%	Operational	n/a	n/a	n/a	100%	CORP	Recruitment Plan Appointment Letters
*0046	Improved governance and organisational excellence	Records Management	File plan approved by 30 November	Number	File plan approved by Council by 30 November will count as 1 being achieved	New KPI	1	Operational	n/a	1	n/a	n/a	CORP	Approved File Plan Council Resolution
*0046	Improved governance and organisational excellence	Audit Management	% of AG findings resolved	Percentage	Number of AG findings resolved as a percentage of the total number of AG findings received in the prior year audit	td	100%	Operational	n/a	n/a	100%	n/a	MM	Audit Action Plan Reports
*0046	Improved governance and organisational excellence	Revenue Management	Approved and gazetted property rates by-law	Number	Property Rates By-law approved by Council will be counted as 1 being achieved	New KPI	1	Operational	n/a	n/a	n/a	1	Finance	Property Rates By-law Council Resolution
*0046	Improved governance and organisational excellence	Development Planning	Approved ward-based planning framework	Number	Ward Based Planning Framework approved by Council will be counted as 1 being achieved	New KPI	1	Operational	n/a	n/a	n/a	1	MM	Ward Based Planning Framework Council Resolution

KPA 4 : GOOD GOVERNANCE AND PUBLIC PARTICIPATION KEY PERFORMANCE INDICATORS (KPIs)														
Vote Nr	Strategic Objective	Municipal Programme	Key Performance Indicator	KPI Unit of measure	Description of unit of measure	Baseline / Status end June 2022	Annual Target (30/06/2023)	Budget 2022/23	Target 1st Quarter (1 Jul-30 Sept 2022)	Target 2nd Quarter (1 Oct -31 Dec 2022)	Target 3rd Quarter (1 Jan 31 Mar 2023)	Target 4th Quarter (1 Apr- 30 Jun 2023)	Responsible Dept	Evidence required
*0046	Improved governance and organisational excellence	Development Planning	Approved stakeholder management framework	Number	Stakeholder Management Framework approved by Council will be counted as 1 being achieved	New KPI	1	Operational	n/a	n/a	n/a	1	CORP	Stakeholder Management Framework Council Resolution
*0046	Improved governance and organisational excellence	Risk Management	Approved Risk Management Framework	Number	Risk Management Framework approved by Council will be counted as 1 being achieved	New KPI	1	Operational	n/a	n/a	n/a	1	MM	Risk Management Framework Council Resolution
*0046	Improved governance and organisational excellence	Risk Management	Approved Strategic Risk Assessment	Number	Risk Assessment report approved by Council will be counted as 1 being achieved	New KPI	1	Operational	n/a	n/a	n/a	1	MM	Risk Assessment report Council Resolution
*0046	Improved governance and organisational excellence	Risk Management	# of risk registers approved	Number	Risk Register approved by Council will be counted as 1 being achieved	New KPI	1	Operational	n/a	n/a	n/a	1	MM	Risk Register report Council Resolution
*0046	Improved governance and organisational excellence	Risk Management	# of risk monitoring reports submitted to Council	Number	Simple count of the number of risk monitoring reports submitted to Council	New KPI	1	Operational	1	1	1	1	MM	Risk Monitoring Report Council Resolution
*0046	Improved governance and organisational excellence	Ward Committee Support	# training session conducted for ward committees	Number	Simple count of the number of ward committee training sessions conducted	New KPI	1	Operational	n/a	1	n/a	n/a	CORP	Invitations Agenda Attendance Register
*0046	Improved governance and organisational excellence	Ward Committee Support	# of ward committee meetings held	Number	Simple count of the number of ward committee meetings held (1 meeting per ward per month)	270	360	Operational	90	90	90	90	CORP	Monthly Ward Committee reports
*0046	Improved governance and organisational excellence	Ward Committee Support	# of meetings held with the broader community by the ward committee	Number	Simple count of the number of meetings held by the Ward Committee with the community of that ward (one per quarter)	0	120	Operational	30	30	30	30	CORP	Attendance Registers Reports
*0046	Improved governance and organisational excellence	Council Support	Number of Ordinary Council meetings held	Number	Number of Council meetings approved on the Council calendar that took place	4	4	Operational	1	1	1	1	CORP	Council Calendar Council Resolution

KPA 5 : LOCAL ECONOMIC DEVELOPMENT & SPATIAL RATIONAL KEY PERFORMANCE INDICATORS (KPIs)														
Vote Nr	Strategic Objective	Municipal Programme	Key Performance Indicator	KPI Unit of measure	Description of unit of measure	Baseline / Status end June 2022	Annual Target (30/06/2023)	Budget 2022/23	Target 1st Quarter (1 Jul-30 Sept 2022)	Target 2nd Quarter (1 Oct -31 Dec 2022)	Target 3rd Quarter (1 Jan 31 Mar 2023)	Target 4th Quarter (1 Apr- 30 Jun 2023)	Responsible Dept	Evidence required
*0022	Integrated human settlement	Spatial Planning	Approved Land Invasion Strategy	Number	Land Invasion Strategy Approved by Council will be counted as 1 being achieved	New KPI	1	Operational	Inception Report and Analysis concluded	Draft Strategy Concluded	Advertisement and consultation	Strategy approved by Council	PLAN	Inception Report, Draft Strategy, Advert/ Land Invasion Strategy Council Minutes
*0022	Integrated human settlement	Spatial Planning	Approved Rural Development Strategy	Number	Rural Development Strategy approved by Council will be counted as 1 being achieved	New KPI	1	Operational	Inception Report and Analysis concluded	Draft Strategy Concluded	Advertisement and consultation	Strategy approved by Council	PLAN	Inception Report, Draft Strategy, Advert/ Rural Development Strategy Council Minutes
*0022	Integrated human settlement	Spatial Planning	Approved Precinct Plan for Kgapanne and Modjadjiskloof	Number	Precinct Plan approved by Council will be counted as 1 being achieved	New KPI	2	Operational	Inception Report and Analysis concluded	Draft Precinct Plans Concluded	Advertisement and consultation	Precinct approved by Council	PLAN	Inception Report, Draft Plans, Advert Precinct plans for Kgapanne & Modjadjiskloof Council Minutes
*0022	Improved and inclusive local economy	Local Economic Development	# of SMME's training conducted	Number	Simple count of the number of SMME training sessions arranged by GLM	New KPI	3	Operational	N/A	1	1	1	PLAN	SMME Training session Invitation, Agenda & Attendance Register
*0022	Integrated and sustainable development	Integrated Planning	Percentage of capital budget actually spent on capital projects identified for a particular financial year in terms of the municipality's integrated development plan (IDP)	Percentage	R-value spent on capital projects as contained in the approved IDP as a percentage of the total capital expenditure	td	100%	Capital	100%	100%	100%	100%	MM	IDP Capital allocation Capital Budget expenditure reconciliation
*0022	Improved and inclusive local economy	Local Economic Development	Number of jobs created through municipal funded Capital Projects	Number	Number of jobs (Full time equivalent) created through municipal funded Capital Projects	302	600	Operational	150	150	150	150	TECH	Capital Project Job creation reports
*0022	Improved and inclusive local economy	Local Economic Development	Number of local SMMEs appointed through the GLM procurement process	Number	Number of local based SMMEs utilised to provide goods and services to GLM	559	120	Operational	30	30	30	30	CFO	SCM Reports

**KPA 5 : LOCAL ECONOMIC DEVELOPMENT & SPATIAL RATIONAL KEY PERFORMANCE INDICATORS (KPIs)**

Vote Nr	Strategic Objective	Municipal Programme	Key Performance Indicator	KPI Unit of measure	Description of unit of measure	Baseline / Status end June 2022	Annual Target (30/06/2023)	Budget 2022/23	Target 1st Quarter (1 Jul-30 Sept 2022)	Target 2nd Quarter (1 Oct -31 Dec 2022)	Target 3rd Quarter (1 Jan 31 Mar 2023)	Target 4th Quarter (1 Apr- 30 Jun 2023)	Responsible Dept	Evidence required
*0022	Improved and inclusive local economy	Local Economic Development	Number of EPWP reports compiled and submitted to Council and Dpt of Public Works, Roads and Transport	Number	Number of EPWP progress reports compiled and submitted to Council and Dpt of Public Works, Roads and Transport	12	12	Operational	3	3	3	3	TECH	EPWP reports Council Resolutions, Signed receipt from DPW & DRT
*0022	Improved and inclusive local economy	Local Economic Development	Number of LED Forums coordinated	Number	Number of quorate LED Forum meetings coordinated by the GLM	4	4	Operational	1	1	1	1	PLAN	Agenda, Minutes & Attendance register
*0022	Integrated and sustainable development	Integrated Planning	IDP/Budget/PMS Process Plan to be approved by Council on 31 July annually	Number	The approval of the IDP/Budget /PMS process plan by 31 July will result in a score of 1	1	1	Operational	1	N/A	N/A	N/A	MM	Council Approved IDP/ Budget/ PMS Process plan, Council Resolution
*0022	Integrated and sustainable development	Integrated Planning	Draft IDP to be tabled in Council by 30 March annually	Number	The approval of the draft IDP by 30 March will result in a score of 1	1	1	Operational	N/A	N/A	1	N/A	MM	Draft IDP Council Resolution
*0022	Integrated and sustainable development	Integrated Planning	Final IDP to be approved by Council by 30 May annually	Number	The approval of the Final IDP by 30 May will result in a score of 1	1	1	operational	N/A	N/A	N/A	1	MM	Final IDP Council Resolution
*0022	Integrated and sustainable development	Integrated Planning	Number of IDP/Budget/ PMS REP Forum meetings held	Number	Simple count of the number of quorate meetings of the IDP/ Budget/ PMS Representative forum	5	5	Operational	2	1	1	1	MM	Agenda, Minutes & attendance register
*0022	Integrated and sustainable development	Integrated Planning	Number of IDP/Budget/ PMS Steering Committee meetings held	Number	Simple count of the number of quorate meetings of the IDP/ Budget/ PMS steering committee	5	5	Operational	2	1	1	1	MM	Agenda, Minutes & attendance register
*0022	Integrated human settlement	Spatial Planning	Percentage of land use applications processed within 90 days	Percentage	Number of land use applications processed within 90 days as a percentage of the total number of land use applications received	100%	100%	Operational	100%	100%	100%	100%	PLAN	Dated register recording land use applications and approval dates
*0022	Improved and inclusive local economy	Local Economic Development	Number of Marketing initiatives conducted	Number	Number of initiatives undertaken to market the municipality at a formal event	ibid	3	Operational	0	1	1	1	PLAN	Attendance Register Marketing Material/ Presentation
*0022	Improved and inclusive local economy	Local Economic Development	Number of LED Sub-forums launched	Number	Number of LED Sub-forums launched	ibid	3	Operational	0	1	1	1	PLAN	Agenda, Minutes & Attendance register



KPA 5 : LOCAL ECONOMIC DEVELOPMENT & SPATIAL RATIONAL KEY PERFORMANCE INDICATORS (KPIs)														
Vote Nr	Strategic Objective	Municipal Programme	Key Performance Indicator	KPI Unit of measure	Description of unit of measure	Baseline / Status end June 2022	Annual Target (30/06/2023)	Budget 2022/23	Target 1st Quarter (1 Jul-30 Sept 2022)	Target 2nd Quarter (1 Oct -31 Dec 2022)	Target 3rd Quarter (1 Jan 31 Mar 2023)	Target 4th Quarter (1 Apr- 30 Jun 2023)	Responsible Dept	Evidence required
*0022	Improved and inclusive local economy	Local Economic Development	Development of partnerships with agricultural businesses	Number	Number of partnership agreements concluded with Businesses	New KPI	2	Operational	0	1	0	1	PLAN	Signed partnership agreements
*0022	Improved and inclusive local economy	Local Economic Development	Operationalization of the Caravan Park	Percentage	Percentage progress measured against pre determined project milestones for Leasing of Caravan Park to a private operator.	New KPI	100%	Operational	Design concept document and advertise (15%)	Consultation and evaluation of proposals - 15% (30%)	Approval of lease of caravan park by Council - 60% (90%)	Concludes SLA with appointed operator - 10% (100%)	PLAN	Concept documents, advert, Appointment letter, Council Resolution, SLA
*0022	Improved and inclusive local economy	Local Economic Development	Operation of business registration centre	Number	Simple count of number of Businesses visited for awareness	New KPI	360	Operational	90	90	90	90	PLAN	Attendance Register

2022/23 PROJECT MILESTONES																
Region/ Ward	Strategic Objective	Programme	Project Name	Project description	Funding Type	Budget for 2022/23	Start Date	Completo n date	Project Owner	Baseline (Project progress as at end June 2022	Project Milestone Qtr 1 (1 Jul-30 Sept '22)	Project Milestone Qtr 2 (1 Oct-31 Dec '22)	Project Milestone Qtr 3 (1 Jan - 31 Mar '23)	Project Milestone Qtr 4 (1 Apr- 30 Jun '23)	Evidence required	Source of Funding
Good Governance																
Head office	Improved governance and organisational excellence	Information Technology	Procurement of Laptops	Procure 70 Laptops to replace desk tops	Capex	R 2 000 000	01/07/2022	30/06/2023	CORPS	10 Laptops procured	Develop Specifications & Advertisement *25%	Adjudication and appointment of service provider -25% (50%)	Delivery of 70 laptops completed -50% (100%)	n/a	Specifications Advertisement Appointment Letter Delivery note/GRN and Payment Certificate	Own revenue
Head office	Improved governance and organisational excellence	Information Technology	UPS	Procure 15 UPS's for sub offices	Capex	R 600 000	01/07/2022	30/06/2023	CORPS	New Project	Develop Specifications & Advertisement *25%	Adjudication and appointment of service provider -25% (50%)	Delivery of 15 UPS's completed -50% (100%)	n/a	Specifications Advertisement Appointment Letter Delivery note/GRN and Payment Certificate	Own revenue
Head office	Improved governance and organisational excellence	Information Technology	IT network installation in new offices	Installation of IT network in new offices (2 Houses)	Capex	R 350 000	01/07/2022	30/06/2023	CORPS	New Project	Develop Specifications & Advertisement *25%	Adjudication and appointment of service provider -25% (50%)	Installation of IT network in new offices (2 houses) completed 50% (100%)	n/a	Specifications Advertisement Appointment Letter Delivery note/GRN and Payment Certificate	Own revenue
Head office	Improved governance and organisational excellence	Information Technology	Server	Replacement of the Domain Controller Server	Capex	R 200 000	01/07/2022	30/06/2023	CORPS	New Project	Develop Specifications & Advertisement *25%	Adjudication and appointment of service provider -25% (50%)	Installation of Domain Controller Server completed -50% (100%)	n/a	Specifications Advertisement Appointment Letter Delivery note/GRN and Payment Certificate	Own revenue
Head office	Improved governance and organisational excellence	Assets Management	Furniture	Procurement of furniture for new offices and replacement of damaged furniture	Capex	R 1 000 000	01/07/2022	30/06/2023	CORPS	New Project	Develop Specifications & Advertisement *25%	Adjudication and appointment of service provider -25% (50%)	Delivery of furniture completed -50% (100%)	n/a	Specifications Advertisement Appointment Letter Delivery note/GRN and Payment Certificate	Own revenue
Head office	Improved governance and organisational excellence	Safety and Security	Security Door for Modjadiskloof	Installation of security door at Modjadiskloof RA	Capex	R 20 000	01/07/2022	30/06/2023	Comm	New Project	Develop Specifications and submit to SCM - 10%	Tender Advertisement - 5% (15%)	Appointment of service provider -5% (20%)	Delivery and installation of security door - 80% (100%)	Delivery notes/ GRN and completion certificate/ Certificate	Own revenue
Head office	Improved governance and organisational excellence	Safety and Security	Guard Room Kgapane Old Sub Office	Design and construction of Guardroom at Kgapane old sub office DLTC	Capex	R 150 000	01/07/2022	30/06/2023	Comm	New Project	Develop Specifications and submit to SCM - 10%	Tender Advertisement - 5% (15%)	Appointment of service provider -5% (20%)	Construction of Guard room - 80% (100%)	GRN and Completion Certificate	Own revenue

2022/23 PROJECT MILESTONES																
Region/ Ward	Strategic Objective	Programme	Project Name	Project description	Funding Type	Budget for 2022/23	Start Date	Completo n date	Project Owner	Baseline (Project progress as at end June 2022	Project Milestone Qtr 1 (1 Jul-30 Sept '22)	Project Milestone Qtr 2 (1 Oct -31 Dec '22)	Project Milestone Qtr 3 (1 Jan - 31 Mar '23)	Project Milestone Qtr 4 (1 Apr-30 Jun '23)	Evidence required	Source of Funding
Head office	Improved governance and organisational excellence	Safety and Security	Guard room Mojladiskloof DLTC	Design and construction of Guardroom at Mojladiskloof DLTC	Capex	R 150 000	01/07/2022	30/06/2023	Comm	New Project	Develop Specifications and submit to SCM - 10%	Tender Advertisement - 5% (15%)	Appointment of service provider -5% (20%)	Construction of Guard room - 80% (100%)	GRN and Completion Certificate	Own revenue
Head office	Improved governance and organisational excellence	Assets Management	Cubicles - Kgapane Old Sub-Office	Installation of Cubicles at Kgapane DLTC	Capex	R 350 000	01/07/2022	30/06/2023	Comm	New Project	Develop Specifications and submit to SCM - 10%	Tender Advertisement - 5% (15%)	Appointment of service provider -5% (20%)	Installation of cubicles - 80% (100%)	Delivery note/ GRN and completion Certificate	Own revenue
<b>MUNICIPAL TRANSFORMATION AND ORGANISATIONAL DEVELOPMENT</b>																
Head office	Improved governance and organisational excellence	Assets Management	Diesel Bowser with meter readings	To procure a Diesel Bowser with meter reading capability	Capex	R 100 000	01/07/2022	30/06/2023	CFO	New Project	Develop Specifications and submit to SCM - 10%	Tender Advertisement - 5% (15%)	Appointment of service provider -5% (20%)	Diesel Tanker delivered - 80% (100%)	Delivery note/ GRN and Payment Certificate	Own revenue
Head office	Improved governance and organisational excellence	Assets Management	Installation of security cameras (Municipal Stores)	Procurement and installation of security cameras at the Municipal stores	Capex	R 50 000	01/07/2022	30/06/2023	CFO	New Project	Develop Specifications and submit to SCM - 10%	Tender Advertisement - 5% (15%)	Appointment of service provider -5% (20%)	Security cameras installed at the stores 80% (100%)	Delivery note/ GRN and Payment Certificate	Own revenue
Head office	Improved governance and organisational excellence	Assets Management	Mayor Vehicle	Procurement of a vehicle for the Mayor	Capex	R 700 000	01/07/2022	30/06/2023	CFO	New Project	Develop Specifications and submit to SCM - 10%	Tender Advertisement - 5% (15%)	Appointment of service provider -5% (20%)	Vehicle for the Mayor delivered - 80% (100%)	Delivery note/ GRN and Payment Certificate	Own revenue
Head office	Improved governance and organisational excellence	Assets Management	Speaker Vehicle	Procurement of a vehicle for the Speaker	Capex	R 500 000	01/07/2022	30/06/2023	CFO	New Project	Develop Specifications and submit to SCM - 10%	Tender Advertisement - 5% (15%)	Appointment of service provider -5% (20%)	Vehicle for the Speaker delivered - 80% (100%)	Delivery note/ GRN and Payment Certificate	Own revenue
<b>BASIC SERVICE DELIVERY</b>																

2022/23 PROJECT MILESTONES																
Region/ Ward	Strategic Objective	Programme	Project Name	Project description	Funding Type	Budget for 2022/23	Start Date	Completi on date	Project Owner	Baseline (Project progress as at end June 2022)	Project Milestone Qtr 1 (1 Jul-30 Sept '22)	Project Milestone Qtr 2 (1 Oct -31 Dec '22)	Project Milestone Qtr 3 (1 Jan - 31 Mar '23)	Project Milestone Qtr 4 (1 Apr- 30 Jun '23)	Evidence required	Source of Funding
5	Access to sustainable quality basic services	Community Halls & Facilities	Ward 5 Community hall	To construct a community hall at Ward 5 by 30 June 2023 (Multi-year)	Capex	R1 000 000	01/07/2022	30/06/2023	Tech	Project halted due to location dispute between Meidingen & Raobothatha Villages. Construction at 15% physical progress.	Negotiations with Tribal Authorities to resume Works on site 5%	Progress with physical construction at 5%(25%)	Progress with physical construction at 20% (45%)	Progress with physical construction at 20% (65%)	Minutes of Negotiations, Progress report	Own revenue
01, 06 & 07	Access to sustainable quality basic services	Sports & Recreation	Madumeleng/ Sholong Sports Complex	Construction of Madumeleng/ Sholong Sport Complex	Capex	R 5 127 000	01/07/2022	30/06/2023	Tech	Project at 60% physical progress (construction)	Construction of the Madumeleng/ Sholong Sport Complex at 5% physical progress (65%)	Construction of the Madumeleng/ Sholong Sport Complex at 5% physical progress (70%)	Construction of the Madumeleng/ Sholong Sport Complex at 5% physical progress (75%)	Construction of the Madumeleng/ Sholong Sport Complex at 5% physical progress (80%)	Progress report	Own revenue & MIG
29	Access to sustainable quality basic services	Disaster Management	Fire Extinguishers	To purchase and install Fire extinguishers for various facilities in the municipality by 30 June 2023	Capex	R100 000	01/07/2022	30/06/2023	CORPS	Project removed during budget adjustment	Develop Specifications and submit to SCM - 10%	Tender Advertisement - 5% (15%)	Appointment of service provider - 5% (20%)	Fire Extinguishers supplied & installed - 80% (100%)	Delivery note/ GRN and Payment Certificate	Own revenue
29	Access to sustainable quality basic services	Traffic Services	Modjadiskloof Taxi rank (upgrading)	Refurbishment of toilets and Market Stalls	Capex	R500 000	01/07/2022	30/06/2023	Comm	New Project	Develop Specifications and submit to SCM - 10%	Tender Advertisement - 5% (15%)	Appointment of service provider - 5% (20%)	Physical construction of toilets and market stalls at the Taxi rank 100% completed - 80% (100%)	Specifications Advertisement Appointment letter Progress reports Completion Certificate	Own revenue
All wards	Access to sustainable quality basic services	Stormwater management	Low level bridges	To construct level bridges at Phooko / Dikgwathi	Capex	R 2 500 000	01/07/2022	30/06/2023	Tech	Project under construction (70%)	Physical Construction of Low Level Bridge at Phooko 100% completed	n/a	n/a	n/a	Progress reports, Completion Certificates	Own revenue
Ward 3	Access to sustainable quality basic services	Stormwater management	Meiboding Stormwater Canal	To construct a stormwater canal at Meiboding(Multi-year)	Capex	R 7 000 000	01/07/2022	30/06/2023	Tech	Project at 40% physical progress (construction)	Construction of the Meiboding Stormwater Canal at 75% physical progress (75%)	Construction of the Meiboding Stormwater Canal at 100% completed (100%)	n/a	n/a	Progress reports, Completion Certificates	Own revenue

2022/23 PROJECT MILESTONES																
Region/ Ward	Strategic Objective	Programme	Project Name	Project description	Funding Type	Budget for 2022/23	Start Date	Completion date	Project Owner	Baseline (Project progress as at end June 2022)	Project Milestone Qtr 1 (1 Jul-30 Sept '22)	Project Milestone Qtr 2 (1 Oct -31 Dec '22)	Project Milestone Qtr 3 (1 Jan - 31 Mar '23)	Project Milestone Qtr 4 (1 Apr- 30 Jun '23)	Evidence required	Source of Funding
1	Access to sustainable quality basic services	Roads	Makhlukwe Street Paving	Construction of Street Paving at Makhlukwe (Multi-year)	Capex	R 9 000 000	01/07/2022	30/06/2023	Tech	Project at 68% physical progress (construction)	Physical progress for construction of 1,8km at 2% (70%)	Physical progress for construction of 1,8km at 5% (75%)	Physical progress for construction of 1,8km at 24% (99%)	Physical progress for construction of 1,8km at 1% (100%)	Progress report/Practical completion certificate/Completion certificate	Own revenue
6	Access to sustainable quality basic services	Roads	Thibeni Street Paving	Construction of Street Paving at Thibeni (Multi-year)	Capex	R 4 000 000	01/07/2022	30/06/2023	Tech	Project design complete 2%	Develop Specifications and submit to SCM 0.5% (2.5%)	Tender Advertisement for Contractor - 0.5% (3%)	Appointment of service provider - 0.5% (3.5%)	Physical progress for construction of 2km-30% (33.5%)	Proof of submission of Specification document to SCM, Tender advert, Appointment letter, Progress report	Own revenue
15	Access to sustainable quality basic services	Roads	Raphahlelo / Phoko street paving	Construction of Street Paving at Raphahlelo/ Phoko (Multi-year)	Capex	R 10 400 000	01/07/2022	30/06/2023	Tech	Physical progress for construction of 2,5km at 40%	Physical progress for construction of 2,5km-20% (60%)	Physical progress for construction of 2,5km-15% (75%)	Physical progress for construction of 2,5km-15% (90%)	Physical progress for construction of 2,5km-15% (100%)	Progress report/Practical completion certificate/Completion certificate	Own revenue
13	Access to sustainable quality basic services	Roads	Ward 13 (Senwamokgope) street paving	Construction of Street Paving at Senwamokgope (Multi-year)	Capex	R 3 800 000	01/07/2022	30/06/2023	Tech	Project design completed-2%	Develop Specifications and submit to SCM 0.5% (2.5%)	Tender Advertisement for Contractor - 0.5% (3%)	Appointment of service provider - 0.5% (3.5%)	Physical progress for construction of 2,26km 30% (33.5)	Proof of submission of Specification document to SCM, Tender advert, Appointment letter, Progress report	Own revenue
16	Access to sustainable quality basic services	Roads	Sephukubye Street Paving	Construction of Street Paving at Sephukubye (Multi-year)	Capex	R 4 800 000	01/07/2022	30/06/2023	Tech	Physical progress for construction of 2,98km-89%	Physical progress for construction of 2,98km-9% (98%)	Physical progress for construction of 2,98km-2% (100%)	N/A	N/A	Progress report/Practical completion certificate/Completion certificate	Own revenue
2	Access to sustainable quality basic services	Roads	Molisoni Street paving	Construction of Street Paving at Molisoni (Multi-year)	Capex	R 4 900 000	01/07/2022	30/06/2023	Tech	Project design completed-2%	Develop Specifications and submit to SCM 0.5% (2.5%)	Tender Advertisement for Contractor - 0.5% (3%)	Appointment of service provider - 0.5% (3.5%)	Physical progress for construction of 1,5km 30% (33.5)	Proof of submission of Specification document to SCM, Tender advert, Appointment letter, Progress report	Own revenue
26	Access to sustainable quality basic services	Roads	Ramodumo Street Paving	Construction of Street Paving at Ramodumo (Multi-year)	Capex	R 9 500 000	01/07/2022	30/06/2023	Tech	Project design complete	Develop Specifications and submit to SCM 0.5% (2.5%)	Tender Advertisement for Contractor - 0.5% (3%)	Appointment of service provider - 0.5% (3.5%)	Physical progress for construction of 3,5km 30% (33.5)	Proof of submission of Specification document to SCM, Tender advert, Appointment letter, Progress report	MIG

2022/23 PROJECT MILESTONES																
Region/ Ward	Strategic Objective	Programme	Project Name	Project description	Funding Type	Budget for 2022/23	Start Date	Completi on date	Project Owner	Baseline (Project progress as at end June 2022	Project Milestone Qtr 1 (1 Jun-30 Sept '22)	Project Milestone Qtr 2 (1 Oct-31 Dec '22)	Project Milestone Qtr 3 (1 Jan - 31 Mar '23)	Project Milestone Qtr 4 (1 Apr- 30 Jun '23)	Evidence required	Source of Funding
27	Access to sustainable quality basic services	Roads	Rampepe Access Bridge	Construction of Access Bridge at Rampepe (Multi-year)	Capex	R 6 913 900	2022/01/07	30/06/2023	Tech	Project at 30% physical progress (construction)	Physical progress for construction of 20m Access Bridge at 10% (40%)	Physical progress for construction of 20m Access Bridge at 20% (60%)	Physical progress for construction of 20m Access Bridge at 20% (80%)	Physical progress for construction of 20m Access Bridge at 20% (100%)	Progress reports, Completion Certificates	MIG
5	Access to sustainable quality basic services	Roads	Malematja Street Paving	Construction of Street Paving at Malematja (Multi-year)	Capex	R 9 678 000	01/07/2022	30/06/2023	Tech	Project design completed-2% (2,5%)	Develop Specifications and submit to SCM 0,5% (2,5%)	Tender Advertisement for Contractor - 0,5% (3%)	Appointment of service provider - 0,5% (3,5%)	Physical progress for construction of 2,9km (33,5)	Proof of submission of Specification document to SCM, Tender advert, Appointment letter, Progress report	MIG
24	Access to sustainable quality basic services	Roads	Mamokgadi Street paving	Construction of Street Paving at Mamokgadi (Multi-year)	Capex	R 15 400 000	01/07/2022	30/06/2023	Tech	Project at 50% physical progress (construction)	Physical progress for construction of 2,6km at 10% (60%)	Physical progress for construction of 2,6km at 10% (70%)	Physical progress for construction of 2,6km at 10% (80%)	Physical progress for construction of 2,6km at 10% (90%)	Progress report	MIG
19	Access to sustainable quality basic services	Roads	Mohlabaeng Street Paving	Construction of Street Paving at Mohlabaeng (Multi-year)	Capex	R 10 000 000	01/07/2022	30/06/2023	Tech	Physical progress for construction of 3,3km streets including 40m bridge at 45%	Physical progress for construction of 3,3km streets including 40m bridge at 5%(60%)	Physical progress for construction of 3,3km streets including 40m bridge at 10%(60)	Physical progress for construction of 3,3km streets including 40m bridge at 10%(70)	Physical progress for construction of 3,3km streets including 40m bridge at 10%(80%)	Progress report	MIG
2	Access to sustainable quality basic services	Roads	Moshakga/Makaba Street paving (Designs)	Development of Street Paving Design at Moshakga/Makaba	Capex	R 1 000 000	01/07/2022	30/06/2023	Tech	Project planning	Development of scoping report 0,5% (0,5%)	Development of preliminary designs (0,5%) (1%)	Develop and approve Detailed Design Report - 1% (2%)	N/A	Design approval letter	MIG
ALL	Access to sustainable quality basic services	Roads	Highmasts lights in various villages	Construction of Highmast Lights in various villages	Capex	R 5 502 750	01/07/2022	30/06/2023	Tech	Project planning	Develop Specifications and submit to SCM - 10% (15%)	Appointment of service provider - 5% (20%)	Construction of the Highmast lights at 40% physical progress (40%)	Construction of the Highmast lights at 100% complete (100%)	Specification document, Tender advert, Appointment of Contractor, Progress Completion Certificates	MIG
30	Access to sustainable quality basic services	Roads	Boshakhe Bridge (Designs)	Development of Bridge Design at Boshakhe	Capex	R 500 000	01/07/2022	30/06/2023	Tech	Project planning	Appointment of service provider - 5% (20%)	Develop Preliminary Design Report - 50%	Develop and approve Detailed Design Report - 100%	n/a	Appointment letter, Preliminary Design Report and Detailed Design Report	Own revenue

2022/23 PROJECT MILESTONES																
Region/ Ward	Strategic Objective	Programme	Project Name	Project description	Funding Type	Budget for 2022/23	Start Date	Completo n date	Project Owner	Baseline (Project progress as at end June 2022)	Project Milestone Qtr 1 (1 Jul-30 Sept '22)	Project Milestone Qtr 2 (1 Oct-31 Dec '22)	Project Milestone Qtr 3 (1 Jan -31 Mar '23)	Project Milestone Qtr 4 (1 Apr- 30 Jun '23)	Evidence required	Source of Funding
9	Access to sustainable quality basic services	Roads	Sekgopo Moshate Street Paving	Construction of Street Paving at Sekgopo Moshate (Multi-year)	Capex	R 2 000 000	01/07/2022	30/06/2023	Tech	Project planning	Development of scoping report 0,5% (0,5%)	Development of preliminary designs (0,5%) (1%)	Develop and approve Detailed Design Report - 1% (2%)	N/A	Design approval letter	Own revenue
Head Office	Access to sustainable quality basic services	Roads	TLB	Procure a TLB for the Bellevue cluster	Capex	R 1 500 000	01/07/2022	30/06/2023	Tech	Project removed during budget adjustment	Develop Specifications and submit to SCM - 10%	Tender Advertisement - 5% (15%)	Appointment of service provider - 5% (20%)	TLB delivered - 80% (100%)	Specifications Advertisement Appointment letter Delivery note/GRN and Payment Certificates	Own revenue
Head Office	Access to sustainable quality basic services	Roads	Street Name Signage	Installation of street names signage	Capex	R 300 000	01/07/2022	30/06/2023	Tech	New Project	Develop Specifications and submit to SCM - 10%	Tender Advertisement - 5% (15%)	Appointment of service provider - 5% (20%)	Street signage delivery and installation - 80% (100%)	Specifications Advertisement Appointment letter, Payment Certificates and Completion Certificate	Own revenue
Head Office	Access to sustainable quality basic services	Roads	Grader	Procure a Grader for Sekgopose Cluster	Capex	R 5 000 000	01/07/2022	30/06/2023	Tech	New Project	Develop Specifications and submit to SCM - 10%	Tender Advertisement - 5% (15%)	Appointment of service provider - 5% (20%)	Grader delivered - 80% (100%)	Specifications Advertisement Appointment letter Delivery note/GRN and Payment Certificates	Own revenue
Head Office	Access to sustainable quality basic services	Traffic & Licensing	Traffic Vehicle	Supply and delivery of 2 Traffic Patrol vehicles	Capex	R 1 500 000	01/07/2022	30/06/2023	Comm	New Project	Develop Specifications and submit to SCM - 10%	Appointment of service provider - 5% (20%)	Appointment of service provider - 5% (100%)	N/A	Specifications Advertisement, Appointment letter, Delivery note	Own revenue
Head office	Access to sustainable quality basic services	Traffic & Licensing	Learners License Class at Modjajiskool DLTC	Design and Construction of Learner's License Classroom	Capex	R 500 000	01/07/2022	30/06/2023	Comm	New Project	Develop Specifications and submit to SCM - 10%	Tender Advertisement - 5% (15%)	Appointment of service provider - 5% (20%)	Construction of classroom - 80% (100%)	Specifications Advertisement Appointment letter Designs /GRN and Completion Certificates	Own revenue
Head office	Access to sustainable quality basic services	Traffic & Licensing	Establishment of DLTC at Mokwakwalia (Designs)	Designs for Mokwakwalia DLTC	Capex	R 500 000	01/07/2022	30/06/2023	Comm	New Project	Develop Specifications and submit to SCM - 10%	Tender Advertisement - 5% (15%)	Appointment of service provider - 5% (20%)	Designs of DLTC - 80% (100%)	Specifications Advertisement Appointment letter /Designs	Own revenue
Head Office	Access to sustainable quality basic services	Traffic & Licensing	Traffic equipment	Procure mobile speed camera and Road block trailer	Capex	R 1 200 000	01/07/2022	30/06/2023	Comm	New Project	Develop Specifications and submit to SCM - 10%	Tender Advertisement - 5% (15%)	Appointment of service provider - 5% (20%)	Procurement of Roadblock Trailer and Mobile speed camera 80% (100%)	Specifications Advertisement Appointment letter Delivery note/GRN and Payment Certificates	Own revenue

2022/23 PROJECT MILESTONES																
Region/ Ward	Strategic Objective	Programme	Project Name	Project description	Funding Type	Budget for 2022/23	Start Date	Completion date	Project Owner	Baseline (Project progress as at end June 2022)	Project Milestone Qtr 1 (1 Jul-30 Sept '22)	Project Milestone Qtr 2 (1 Oct -31 Dec '22)	Project Milestone Qtr 3 (1 Jan - 31 Mar '23)	Project Milestone Qtr 4 (1 Apr-30 Jun '23)	Evidence required	Source of Funding
Head Office	Access to sustainable quality basic services	Electricity	Electricity master Plan	To develop an Electricity Master Plan by 30 June 2023	Capex	R 300 000	01/07/2021	30/06/2022	Tech	Budget insufficient to complete the project	n/a	Appointment of a consultant from the Panel for the drafting of the Master plan - 10% (10%)	Inception report submitted by the consultant - 45% (55%)	Data collection for detailed report -45% (100%)	Electricity Master Plan Inception Report Monthly Progress report from the Consultant	Own revenue
29	Access to sustainable quality basic services	Electricity	Refurbishing of LV network	Replace overhead conductor by underground cables and replacement of metering kiosk	Capex	R 900 000	01/07/2022	30/06/2023	Director Tech	Not implemented due to low revenue collection	Develop Specifications and submit to SCM - 10%	Tender Advertisement -5% (15%)	Appointment of service provider - 5% (20%)	Replacement of overhead conductor by underground cables and replacement of metering kiosk completed - 80% (100%)	Specifications Advertisement Appointment letter Completion Certificate	Own revenue
29	Access to sustainable quality basic services	Electricity	HV Cable Network Refurbishment (t - ringfeed	To refurbish HV cables from Panorama connecting the Hospital and install cable to complete the normal open points	Capex	R 1 000 000	01/07/2022	30/06/2023	Director Tech	Not implemented due to low revenue collection	Submit to SCM - 10% Tender Advertisement -5% 15% (25%)	Appointment of service provider - 5% (30%)	Refurbishment of HV cables commence, physical progress at 40% (70%)	Refurbishment of HV cables from Panorama connecting the Hospital and installation cable to complete the normal open points completed - 30% (100%)	Specifications Advertisement Appointment letter Completion Certificate	Own revenue
29	Access to sustainable quality basic services	Electricity	Transformers Acquisition	Procurement of 16kva (2) and 25kva (1) and 100kva (2) transformers	Capex	R 1 500 000	01/07/2022	30/06/2023	Director Tech	New Project	Appoint a service provider from the panel (10%)	Delivery of 16kva and 25kva transformers - 45% (55%)	Delivery of the 100kva transformers - 45% (100%)	n/a	Appointment letter Delivery Note	Own revenue
	Access to sustainable quality basic services	Electricity	Khudugane village Electrification	New electricity connections at Khudugane (Phase 2)	Opex (INEP)	R 1 762 000	01/07/2021	30/06/2022	Director Tech	New Project	Develop Specifications and submit to SCM - 10%	Tender Advertisement -5% (15%)	Appointment of service provider - 5% (20%)	Connections completed at Khudugane phase 2 (88 Connections) 80% (100%)	Appointment letter and Progress report	INEP
10	Access to sustainable quality basic services	Electricity	Sekgopo Maboke / Matlou village electrification	New electricity connections at Sekgopo Maboke / Matlou	Opex (INEP)	R 3 220 000	01/07/2021	30/06/2022	Director Tech	New Project	Develop Specifications and submit to SCM - 10%	Tender Advertisement -5% (15%)	Appointment of service provider - 5% (20%)	Connections completed at Sekgopo Maboke / Matlou (161 Connections) 80% (100%)	Appointment letter and Progress report	INEP



2022/23 PROJECT MILESTONES																
Region/ Ward	Strategic Objective	Programme	Project Name	Project description	Funding Type	Budget for 2022/23	Start Date	Completi on date	Project Owner	Baseline (Project progress as at end June 2022)	Project Milestone Qtr 1 (1 Jul-30 Sept '22)	Project Milestone Qtr 2 (1 Oct -31 Dec '22)	Project Milestone Qtr 3 (1 Jan - 31 Mar '23)	Project Milestone Qtr 4 (1 Apr- 30 Jun '23)	Evidence required	Source of Funding
14	Access to sustainable quality basic services	Electricity	Ikelling (Lomondokop) village electrification	New electricity connections at Ikelling (Lomondokop)	Opex (INEP)	R 1 200 000	01/07/2021	30/06/2022	Director Tech	New Project	Develop Specifications and submit to SCM - 10%	Tender Advertisement - 5% (15%)	Appointment of service provider - 5% (20%)	Connections completed at Ikelling (Lomondokop) 60 Connections) 80% (100%)	Appointment letter and Progress report	INEP
10	Access to sustainable quality basic services	Electricity	Lehlangeng (Mojeketa) village electrification	New electricity connections at Lehlangeng (Mojeketa)	Opex (INEP)	R 2 880 000	01/07/2021	30/06/2022	Director Tech	New Project	Develop Specifications and submit to SCM - 10%	Tender Advertisement - 5% (15%)	Appointment of service provider - 5% (20%)	Connections completed at Lehlangeng (Mojeketa) (144 Connections) 80% (100%)	Appointment letter and Progress report	INEP
28	Access to sustainable quality basic services	Electricity	Rotterdam village electrification	New electricity connections at Rotterdam	Opex (INEP)	R 1 500 000	01/07/2021	30/06/2022	Director Tech	New Project	Develop Specifications and submit to SCM - 10%	Tender Advertisement - 5% (15%)	Appointment of service provider - 5% (20%)	Connections completed at Rotterdam (75 Connections) 80% (100%)	Appointment letter and Progress report	INEP
13	Access to sustainable quality basic services	Electricity	Lebepane village electrification	New electricity connections at Lebepane	Opex (INEP)	R 3 160 000	01/07/2021	30/06/2022	Director Tech	New Project	Develop Specifications and submit to SCM - 10%	Tender Advertisement - 5% (15%)	Appointment of service provider - 5% (20%)	Connections completed at Lebepane (158 Connections) - 80% (100%)	Appointment letter and Progress report	INEP
7	Access to sustainable quality basic services	Electricity	Makhurupelji village electrification	New electricity connections at Makhurupelji	Opex (INEP)	R 1 220 000	01/07/2021	30/06/2022	Director Tech	New Project	Develop Specifications and submit to SCM - 10%	Tender Advertisement - 5% (15%)	Appointment of service provider - 5% (20%)	Connections completed at Makhurupelji (61 Connections) 80% (100%)	Appointment letter and Progress report	INEP
26	Access to sustainable quality basic services	Electricity	Mpepule village electrification	New electricity connections at Mpepule	Opex (INEP)	R 1 460 000	01/07/2021	30/06/2022	Director Tech	New Project	Develop Specifications and submit to SCM - 10%	Tender Advertisement - 5% (15%)	Appointment of service provider - 5% (20%)	Connections completed at Mpepule (73 Connections) 80% (100%)	Appointment letter and Progress report	INEP
25	Access to sustainable quality basic services	Electricity	Lekgwareng village electrification	New electricity connections at Lekgwareng	Opex (INEP)	R 2 880 000	01/07/2021	30/06/2022	Director Tech	New Project	Develop Specifications and submit to SCM - 10%	Tender Advertisement - 5% (15%)	Appointment of service provider - 5% (20%)	Connections completed at Lekgwareng (144 Connections) 80% (100%)	Appointment letter and Progress report	INEP
	Access to sustainable quality basic services	Electricity	Rajeke village electrification	New electricity connections at Rajeke	Opex (INEP)	R 2 880 000	01/07/2021	30/06/2022	Director Tech	New Project	Develop Specifications and submit to SCM - 10%	Tender Advertisement - 5% (15%)	Appointment of service provider - 5% (20%)	Connections completed at Rajeke (71 Connections) 80% (100%)	Appointment letter and Progress report	INEP

2022/23 PROJECT MILESTONES																
Region/ Ward	Strategic Objective	Programme	Project Name	Project description	Funding Type	Budget for 2022/23	Start Date	Completi on date	Project Owner	Baseline (Project progress as at end June 2022)	Project Milestone Qtr 1 (1 Jul-30 Sept '22)	Project Milestone Qtr 2 (1 Oct -31 Dec '22)	Project Milestone Qtr 3 (1 Jan - 31 Mar '23)	Project Milestone Qtr 4 (1 Apr- 30 Jun '23)	Evidence required	Source of Funding
29	Access to sustainable quality basic services	Electricity	Electrical Bulk Service Extension 11	Establish Electrical Bulk service at Extension 11	Capex	R 250 000	01/07/2022	30/06/2023	Tech	Project removed during budget adjustment	n/a	n/a	n/a	Secure maps of development area from service provider (100%)	Maps of development area	Own revenue
29	Access to sustainable quality basic services	Electricity	Electrical Bulk Service Extension 12	Establish Electrical Bulk service at Extension 12	Capex	R 250 000	01/07/2022	30/06/2023	Tech	Project removed during budget adjustment	n/a	n/a	n/a	Secure maps of development area from service provider (100%)	Maps of development area	Own revenue
29	Access to sustainable quality basic services	Electricity	Civil Bulk Service Extension 11	Establish Civil Bulk service at Extension 11	Capex	R 250 000	01/07/2022	30/06/2023	Tech	Project removed during budget adjustment	n/a	n/a	n/a	Secure maps of development area from service provider (100%)	Inception report Design report Specifications Appointment letter	Own revenue
29	Access to sustainable quality basic services	Electricity	Civil Bulk Service Extension 12	Establish Civil Bulk service at Extension 12	Capex	R 250 000	01/07/2022	30/06/2023	Tech	Project removed during budget adjustment	n/a	n/a	n/a	Secure maps of development area from service provider (100%)	Specifications Advertisement Appointment letter	Own revenue
29	Access to sustainable quality basic services	Electricity	Modjadjiskloof Electrical Network Integration	Design and Construction of a substation and lines to Platteland (Ext 11)	Capex	R 1 000 000	01/07/2022	30/06/2023	Tech	n/a	Appointment of service provider from the panel (10%)	Development of designs completed - 20% (30%)	Develop Specifications for the appointment of a contractor - 35% (65%)	Advertisement for the appointment of a contractor - 35% (100%)	Appointment Letter Design approval Letter Advertisement	Own revenue
All wards	Access to sustainable quality basic services	Solid Waste Collection	Concrete Bins	Installation of 10 concrete bins in Modjadjiskloof	Capex	R 200 000	01/07/2022	30/06/2023	Comm	New Project	Develop Specifications and submit to SCM (10%)	Advertisement and appointment of a service provider - 5% (15%)	Installation of 10 concrete waste bins in Modjadjiskloof completed - 85% (100%)	n/a	Specifications Advertisement Appointment Letter Delivery Notes	Own revenue
<b>LOCAL ECONOMIC DEVELOPMENT AND SPATIAL RATIONAL CAPITAL PROJECTS</b>																
All Wards	Improved and inclusive local economy	Local Economic Development	SMME Support	To support SMMEs	Opex	R 780 000	01/07/2022	30/06/2023	Plan	3 20%	Concept development- 20%	12 SMMEs supported- 40% (60 %)	n/a	12 SMMEs supported 20 % (100%)	Concept development/Report of SMMEs supported	Own revenue
All Wards	Improved and inclusive local economy	Local Economic Development	Review of Integrated Transport Plan	Integrated Transport plan reviewed	Opex	R 2 000 000	01/07/2022	30/06/2023	Plan	New Project	Develop Specifications and submit to SCM - 10%	Tender Advertisement - 5% (15%)	n/a	Integrated Transports plan revision completed - 80% (100%)	Specifications Advertisement Appointment letter Reviewed Integrated transport plan	Own Funding
*Footnote: The first % reflected in the quarterly milestone is the quarterly target for the activity planned for the quarter alone, the percentage in brackets is the cumulative performance for the project up to the end of that period (adding one quarter to the next)																

3-year Capital Works Plan by Ward																									
Ward	Project Name	Start date	Completion date	2022/23 Monthly Expenditure Projections												Source of Funding									
				July '21	Aug '21	Sept '21	Oct '21	Nov '21	Dec '21	Jan '22	Feb '22	Mar '22	Apr '22	May '22	Jun '22		MTREF 2022/23	MTREF 2023/24	MTREF 2024/25						
<b>Good Governance</b>																									
Head office	Procurement of Laptops	01/07/2022	30/06/2023	R0	R0	R0	R0	R0	R1 000 000	R0	R0	R0	R0	R0	R0	R0	R0	R0	R0	R0	R0	R0	R0	Own revenue	
Head office	UPS	01/07/2022	30/06/2023	R0	R0	R0	R0	R600 000	R0	R0	R0	R0	R0	R0	R0	R0	R0	R0	R0	R0	R0	R0	R0	R0	Own revenue
Head office	IT network installation in new offices	01/07/2022	30/06/2023	R0	R0	R0	R0	R350 000	R0	R0	R0	R0	R0	R0	R0	R0	R0	R0	R0	R0	R0	R0	R0	R0	Own revenue
Head office	Server	01/07/2022	30/06/2023	R0	R0	R0	R0	R200 000	R0	R0	R0	R0	R0	R0	R0	R0	R0	R0	R0	R0	R0	R0	R0	R0	Own revenue
Head office	Furniture	01/07/2022	30/06/2023	R0	R0	R0	R0	R1 000 000	R0	R0	R0	R0	R0	R0	R0	R0	R0	R0	R0	R0	R0	R0	R0	R0	Own revenue
Head office	Security Door for Modjadjiski roof	01/07/2022	30/06/2023	R0	R0	R0	R0	R0	R0	R0	R0	R0	R0	R20 000	R0	R0	R0	R0	R0	R0	R0	R0	R0	R0	Own revenue
Head office	Guard Room Kgapane Old Sub Office	01/07/2022	30/06/2023	R0	R0	R0	R0	R0	R0	R0	R0	R0	R0	R150 000	R0	R0	R0	R0	R0	R0	R0	R0	R0	R0	Own revenue
Head office	Guard room modjadjiski	01/07/2022	30/06/2023	R0	R0	R0	R0	R0	R0	R0	R0	R0	R0	R150 000	R0	R0	R0	R0	R0	R0	R0	R0	R0	R0	Own revenue
Head office	Cubicles - Kgapane Old Sub-Office	01/07/2022	30/06/2023	R0	R0	R0	R0	R0	R0	R0	R0	R0	R0	R350 000	R0	R0	R0	R0	R0	R0	R0	R0	R0	R0	Own revenue
<b>MUNICIPAL TRANSFORMATION AND ORGANISATIONAL DEVELOPMENT</b>																									
Head office	Diesel Bowser with meter readings	01/07/2022	30/06/2023	R0	R0	R0	R0	R0	R0	R0	R0	R0	R0	R100 000	R0	R0	R0	R0	R0	R0	R0	R0	R0	R0	Own revenue
Head office	Installation of security cameras (Municipal Stores)	01/07/2022	30/06/2023	R0	R0	R50 000	R0	R0	R0	R0	R0	R0	R0	R0	R0	R0	R0	R0	R0	R0	R0	R0	R0	R0	Own revenue
Head office	Mayor office Vehicle	01/07/2022	30/06/2023	R0	R0	R0	R0	R 700 000	R0	R0	R0	R0	R0	R0	R0	R0	R0	R0	R0	R0	R0	R0	R0	R0	Own revenue

**3-year Capital Works Plan by Ward**

Ward	Project Name	Start date	Completion date	2022/23 Monthly Expenditure Projections												MTREF Budget allocation			Source of Funding	
				July '21	Aug '21	Sept '21	Oct '21	Nov '21	Dec '21	Jan '22	Feb '22	Mar '22	Apr '22	May '22	Jun '22	MTREF 2022/23	MTREF 2023/24	MTREF 2024/25		
	Head office Vehicle	01/07/2022	30/06/2023	R0	R0	R0	R0	R 500 000	R0	R0	R0	R0	R0	R0	R0	R0	R500 000	R0	R0	Own revenue
<b>BASIC SERVICE DELIVERY</b>																				
5	Ward 5 Community hall	01/07/2022	30/06/2023	R0	R0	R0	R500 000	R0	R0	R0	R0	R0	R500 000	R0	R0	R0	R1 000 000	R4 000 000	R0	Own revenue
29	Fire Extinguishers	01/07/2022	30/06/2023	R0	R0	R0	R0	R0	R0	R0	R0	R0	R0	R0	R0	R100 000	R0	R0	R0	Own revenue
29	Modjadjiski roof Taxi rank (upgrading)	01/07/2022	30/06/2023	R0	R0	R0	R0	R250 000	R0	R0	R0	R0	R250 000	R0	R0	R0	R500 000	R0	R0	Own revenue
All wards	Low level bridges	01/07/2022	30/05/2023	R0	R500 000	R0	R0	R500 000	R0	R500 000	R0	R0	R500 000	R0	R0	R0	R2 500 000	R3 000 000	R0	Own revenue
Ward 3	Meloding Stormwater Canal	01/07/2022	30/05/2023	R0	R0	R7 000 000	R0	R0	R0	R0	R0	R0	R0	R0	R0	R0	R7 000 000	R0	R0	Own revenue
1	Makhuukwe Street Paving	01/07/2022	30/05/2023	R750 000	R750 000	R750 000	R750 000	R750 000	R750 000	R750 000	R750 000	R750 000	R750 000	R750 000	R750 000	R750 000	R9 000 000	R0	R0	Own revenue
6	Thibeni Street Paving	01/07/2022	30/05/2023	R0	R0	R0	R1 000 000	R0	R0	R1 000 000	R0	R0	R1 000 000	R0	R0	R0	R4 000 000	R7 000 000	R8 000 000	Own revenue
15	Raphahleho / Phooko street paving	01/07/2022	30/05/2023	R866 667	R866 667	R866 667	R866 667	R866 667	R866 667	R866 667	R866 667	R866 667	R866 667	R866 667	R866 667	R866 667	R10 400 000	R6 600 000	R0	Own revenue
13	Ward 13 (Senwamo kgope) street paving	01/07/2022	30/05/2023	R316 667	R316 667	R316 667	R316 667	R316 667	R316 667	R316 667	R316 667	R316 667	R316 667	R316 667	R316 667	R316 667	R3 800 000	R7 000 000	R8 000 000	Own revenue
16	Sephukubye Street Paving	01/07/2022	30/06/2023	R400 000	R400 000	R400 000	R400 000	R400 000	R400 000	R400 000	R400 000	R400 000	R400 000	R400 000	R400 000	R400 000	R4 800 000	R0	R0	Own revenue
2	Molisoni Street paving	01/07/2022	30/06/2023	R408 333	R408 333	R408 333	R408 333	R408 333	R408 333	R408 333	R408 333	R408 333	R408 333	R408 333	R408 333	R408 333	R4 500 000	R7 000 000	R8 000 000	Own revenue
26	Ramodimo Street Paving	01/07/2022	30/06/2023	R791 667	R791 667	R791 667	R791 667	R791 667	R791 667	R791 667	R791 667	R791 667	R791 667	R791 667	R791 667	R791 667	R9 500 000	R15 000 000	R20 353 167	MIG

3-year Capital Works Plan by Ward																		
Ward	Project Name	Start date	Completion date	2022/23 Monthly Expenditure Projections												Source of Funding		
				July '21	Aug '21	Sept '21	Oct '21	Nov '21	Dec '21	Jan '22	Feb '22	Mar '22	Apr '22	May '22	Jun '22		MTREF 2022/23	MTREF 2023/24
27	Rampepe Access Bridge	2022/01/07	30/06/2023	R576 158	R576 158	R576 158	R576 158	R576 158	R576 158	R576 158	R576 158	R576 158	R576 158	R576 158	R576 158	R576 158	R0	MIG
5	Malematja Street Paving	01/07/2022	30/06/2023	R806 500	R806 500	R806 500	R806 500	R806 500	R806 500	R806 500	R806 500	R806 500	R806 500	R806 500	R806 500	R15 183 300	R7 519 282	MIG
24	Mamogadi Street paving	01/07/2022	30/06/2023	R1 283 333	R1 283 333	R1 283 333	R1 283 333	R1 283 333	R1 283 333	R1 283 333	R1 283 333	R1 283 333	R1 283 333	R1 283 333	R1 283 333	R15 400 000	R12 456 744	MIG
19	Mohlabaane Street Paving	01/07/2022	30/06/2023	R833 333	R833 333	R833 333	R833 333	R833 333	R833 333	R833 333	R833 333	R833 333	R833 333	R833 333	R833 333	R10 000 000	R0	MIG
2	Moshakga/Makaba Street paving (Designs)	01/07/2022	30/06/2023	R83 333	R83 333	R83 333	R83 333	R83 333	R83 333	R83 333	R83 333	R83 333	R83 333	R83 333	R83 333	R1 000 000	R20 000 000	MIG
	Highmasts lights in various villages	01/07/2022	30/06/2023	R458 563	R458 563	R458 563	R458 563	R458 563	R458 563	R458 563	R458 563	R458 563	R458 563	R458 563	R458 563	R3 000 000	R0	MIG
30	Boshakhe Bridge (Designs)	01/07/2022	30/06/2023	R0	R0	R0	R0	R0	R0	R0	R0	R0	R0	R0	R0	R500 000	R4 000 000	Own revenue
9	Sekgopo Moshate Street Paving	01/07/2022	30/06/2023	R0	R0	R0	R0	R0	R0	R0	R0	R0	R0	R0	R0	R2 000 000	R6 000 000	Own revenue
Head Office	TLB	01/07/2022	30/06/2023	R0	R0	R0	R0	R0	R0	R0	R0	R0	R0	R0	R0	R1 500 000	R0	Own revenue
Head Office	Street Name Signage	01/07/2022	30/06/2023	R0	R0	R0	R0	R0	R0	R0	R0	R0	R0	R0	R0	R200 000	R0	Own revenue
Head Office	Traffic Vehicle	01/07/2022	30/06/2023	R0	R0	R0	R0	R0	R0	R0	R0	R0	R0	R0	R0	R1 500 000	R0	Own revenue
	Learners Licences Class at Modjadisi school	01/07/2022	30/06/2023	R0	R0	R0	R0	R0	R0	R0	R0	R0	R0	R0	R0	R500 000	R0	Own revenue

3-year Capital Works Plan by Ward													MTREF Budget allocation			Source of Funding				
Ward	Project Name	Start date	Completion date	2022/23 Monthly Expenditure Projections												MTREF 2022/23	MTREF 2023/24	MTREF 2024/25		
				July '21	Aug '21	Sept '21	Oct '21	Nov '21	Dec '21	Jan '22	Feb '22	Mar '22	Apr '22	May '22	Jun '22					
	Establishment of DLTC at Mokwakwala (Designs)	01/07/2022	30/06/2023	R0	R0	R0	R0	R0	R0	R 500 000	R0	R0	R0	R0	R0	R0	R500 000	R0	R0	Own revenue
	Head Office equipment	01/07/2022	30/06/2023	R0	R0	R0	R0	R0	R0	R 1 200 000	R0	R0	R0	R0	R0	R0	R1 200 000	R0	R0	Own revenue
	Head Office	01/07/2022	30/06/2023	R0	R0	R0	R0	R0	R0	R0	R0	R1 000 000	R0	R3 000 000	R1 000 000	R0	R5 000 000	R0	R0	Own revenue
	Head Office master Plan	01/07/2021	30/06/2022	R0	R0	R0	R0	R0	R0	R0	R0	R300 000	R0	R0	R0	R0	R300 000	R1 800 000		Own revenue
29	Refurbishing of LV network	01/07/2022	30/06/2023	R0	R0	R0	R0	R0	R0	R0	R0	R400 000	R500 000	R0	R0	R0	R900 000	R1 000 000	R0	Own revenue
29	HV Cable Network Refurbishment - ringfeed	01/07/2022	30/06/2023	R0	R0	R0	R0	R0	R0	R0	R0	R0	R500 000	R500 000	R0	R0	R1 000 000	R0	R0	Own revenue
29	Transformers Acquisition	01/07/2022	30/06/2023	R0	R0	R0	R0	R0	R0	R500 000	R0	R500 000	R0	R500 000	R0	R0	R1 500 000	R1 400 000		Own revenue
29	Electrical Bulk Service Extension 11	01/07/2022	30/06/2023	R0	R0	R0	R0	R0	R0	R0	R0	R0	R0	R0	R250 000	R250 000	R2 000 000	R2 000 000	R5 500 000	Own revenue
29	Electrical Bulk Service Extension 12	01/07/2022	30/06/2023	R0	R0	R0	R0	R0	R0	R0	R0	R0	R0	R0	R250 000	R250 000	R2 000 000	R2 000 000	R5 500 000	Own revenue
29	Civil Bulk Service Extension 11	01/07/2022	30/06/2023	R0	R0	R0	R0	R0	R0	R0	R0	R0	R0	R0	R250 000	R250 000	R2 000 000	R2 000 000	R5 500 000	Own revenue
29	Civil Bulk Service Extension 12	01/07/2022	30/06/2023	R0	R0	R0	R0	R0	R0	R0	R0	R0	R0	R0	R250 000	R250 000	R2 000 000	R2 000 000	R5 500 000	Own revenue

3-year Capital Works Plan by Ward																										
Ward Project Name	Start date	Complete in date	2022/23 Monthly Expenditure Projections												Source of Funding											
			July '21	Aug '21	Sept '21	Oct '21	Nov '21	Dec '21	Jan '22	Feb '22	Mar '22	Apr '22	May '22	Jun '22		MTREF 2022/23	MTREF 2023/24	MTREF 2024/25								
29	01/07/2022	30/06/2023	R0	R0	R0	R0	R0	R250 000	R0	R0	R0	R0	R0	R750 000	R0	R0	R0	R0	R0	R0	R0	R0	R0	R0	Own revenue	
01, 06 & 07	01/07/2022	30/06/2023	R0	R0	R0	R0	R0	R0	R0	R0	R0	R0	R0	R0	R0	R0	R0	R0	R0	R0	R0	R0	R0	R0	R0	Own revenue & MIG
All wards	01/07/2022	30/06/2023	R0	R0	R200 000	R0	R0	R0	R0	R0	R0	R0	R0	R0	R0	R0	R0	R0	R0	R0	R0	R0	R0	R0	R0	Own revenue
25	01/07/2023	30/06/2025	n/a	n/a	n/a	n/a	n/a	n/a	n/a	n/a	n/a	n/a	n/a	n/a	n/a	n/a	n/a	n/a	n/a	n/a	n/a	n/a	n/a	n/a	n/a	MIG
8	01/07/2024	30/06/2025	n/a	n/a	n/a	n/a	n/a	n/a	n/a	n/a	n/a	n/a	n/a	n/a	n/a	n/a	n/a	n/a	n/a	n/a	n/a	n/a	n/a	n/a	n/a	MIG
5	01/07/2024	30/06/2025	n/a	n/a	n/a	n/a	n/a	n/a	n/a	n/a	n/a	n/a	n/a	n/a	n/a	n/a	n/a	n/a	n/a	n/a	n/a	n/a	n/a	n/a	n/a	Own revenue
3, 4	01/07/2024	30/06/2025	n/a	n/a	n/a	n/a	n/a	n/a	n/a	n/a	n/a	n/a	n/a	n/a	n/a	n/a	n/a	n/a	n/a	n/a	n/a	n/a	n/a	n/a	n/a	Own revenue
All wards	01/07/2024	30/06/2025	n/a	n/a	n/a	n/a	n/a	n/a	n/a	n/a	n/a	n/a	n/a	n/a	n/a	n/a	n/a	n/a	n/a	n/a	n/a	n/a	n/a	n/a	n/a	Own revenue

**CIRCULAR 88: OUTPUT INDICATORS FOR QUARTERLY REPORTING**

Indicator Code	Performance Indicator	Data element	Baseline (Annual Performance of 2021/22 estimated)	Annual target for 2022/2023	1st Quarter Planned output as per SDBIP	2nd Quarter Planned output as per SDBIP	3rd Quarter Planned output as per SDBIP	4th Quarter Planned output as per SDBIP	Reasons for no data, if not provided	Steps undertaken, or to be undertaken, to provide data in the future	Estimated date when data will be available
EE1.11	Number of dwellings provided with connections to mains electricity supply by	(1) Number of residential supply points energised and commissioned by the municipality	823	823	n/a	n/a	n/a	823	n/a	n/a	n/a
EE3.11	Percentage of unplanned outages that are restored to supply within industry	(1) Number of unplanned outages restored within x hours (2) Total number of unplanned outages	11	0	0	0	0	0	n/a	n/a	n/a
EE3.11(1)			11	0	0	0	0	0	n/a	n/a	n/a
EE3.21	Percentage of planned maintenance performance	(1) Actual number of maintenance jobs for planned or preventative maintenance (2) Budgeted number of maintenance jobs for planned or preventative maintenance	6	4	1	1	1	1	n/a	n/a	n/a
EE3.21(1)			6	4	1	1	1	1	n/a	n/a	n/a
WS1.11	Number of new sewer connections meeting minimum standards	(1) Number of new sewer connection to consumer units (2) Number of new sewer connections to communal toilet facilities	0	0	0	0	0	0	District Function	District Function	District Function
WS1.11(1)			0	0	0	0	0	0	District Function	District Function	District Function
WS2.11	Number of new water connections meeting minimum standards	(1) Number of new water connections to piped (tap) water (2) Number of new water connections to public/communal facilities	0	0	0	0	0	0	District Function	District Function	District Function
WS2.11(1)			0	0	0	0	0	0	District Function	District Function	District Function
WS3.11	Percentage of callouts responded to within 24 hours (sanitation/wastewater)	(1) Number of callouts responded to within 24 hours (sanitation/wastewater) (2) Total number of callouts (sanitation/wastewater)	144	0	0	0	0	0	Call-outs not planned for	n/a	n/a
WS3.11(1)			144	0	0	0	0	0	Call-outs not planned for	n/a	n/a
WS3.21	Percentage of callouts responded to within 24 hours (water)	(1) Number of callouts responded to within 24 hours (water) (2) Total water service callouts received	144	0	0	0	0	0	Call-outs not planned for	n/a	n/a
WS3.21(1)			144	0	0	0	0	0	Call-outs not planned for	n/a	n/a
TR6.12	Percentage of surfaced municipal road lanes which has been resurfaced and	(1) Kilometres of municipal road lanes resurfaced and resealed	0	0	0	0	0	0	No budget for the financial year	n/a	n/a
TR6.12(1)			0	0	0	0	0	0	No budget for the financial year	n/a	n/a



**CIRCULAR 88: OUTPUT INDICATORS FOR QUARTERLY REPORTING**

Indicator Code	Performance indicator	Data element	Baseline (Annual Performance of 2021/22 estimated)	Annual target for 2022/2023	1st Quarter Planned output as per SDBIP	2nd Quarter Planned output as per SDBIP	3rd Quarter Planned output as per SDBIP	4th Quarter Planned output as per SDBIP	Reasons for no data, if not provided	Steps undertaken, or to be undertaken, to provide data in the future	Estimated date when data will be available
TR6.12(2)		(2) Kilometres of surfaced municipal road lanes	0	0	0	0	0	0	No budget for the financial year	n/a	n/a
TR6.13		KMs of new municipal road lanes built									
TR6.13(1)		(1) Number of kilometres of resurfaced road lanes built	0	6.30	0.00	0.00	1.25	5.05	n/a	n/a	n/a
TR6.13(2)		(2) Number of kilometres of unsurfaced road lanes built	0	n/a	n/a	n/a	n/a	n/a	n/a	n/a	n/a
TR6.21		Percentage of reported pothole complaints resolved within standard municipal									
TR6.21(1)		(1) Number of pothole complaints resolved within the standard time after being reported	0	0	0	0	0	0	No records kept of potholes	n/a	n/a
TR6.21(2)		(2) Number of potholes reported	0	0	0	0	0	0	No records kept of potholes	n/a	n/a
FD1.11		Percentage of compliance with the required attendance time for structural									
FD1.11(1)		(1) Number of structural fire incidents where the attendance time was less than 14 minutes	District function	n/a	n/a	n/a	n/a	n/a	District Function	n/a	n/a
FD1.11(2)		(2) Total number of distress calls for structural fire incidents received	District function	n/a	n/a	n/a	n/a	n/a	District Function	n/a	n/a
LED1.11		Percentage of total municipal operating expenditure spent on contracted	100%	100%	100%	100%	100%	100%			
LED1.11(1)		(1) R-value of operating expenditure on contracted services within the municipal area	70676000	92683000,00	23170750,00	23170750,00	23170750,00	23170750,00	n/a	n/a	n/a
LED1.11(2)		(2) Total municipal operating expenditure on contracted services	70676000	92683000,00	23170750,00	23170750,00	23170750,00	23170750,00	n/a	n/a	n/a
LED1.21		Number of work opportunities created through Public Employment									
LED1.21(1)		(1) Number of work opportunities provided by the municipality through the Expanded Public Works Programme	1029	90,00	90,00	90,00	90,00	90,00	n/a	n/a	n/a
LED1.21(2)		(2) Number of work opportunities provided through the Community Works Programme and other related infrastructure initiatives	1120	217,00	50,00	100,00	150,00	217,00	n/a	n/a	n/a
LED2.12		Percentage of the municipality's operating budget spent on indigent relief for	0%	0,28%	0,28%	0,28%	0,28%	0,28%			
GG6.11(1)		(1) R-value of operating budget expenditure spent on free basic services	203926	1011696,00	252924,00	252924,00	252924,00	252924,00	n/a	n/a	n/a
GG6.11(2)		(2) Total operating budgets for the municipality	265041000	365365000	91341250	91341250	91341250	91341250	n/a	n/a	n/a
LED3.11		Average time taken to finalise business licence applications									

**CIRCULAR 88: OUTPUT INDICATORS FOR QUARTERLY REPORTING**

Indicator Code	Performance indicator	Data element	Baseline (Annual Performance of 2021/22 estimated)	Annual target for 2022/2023	1st Quarter Planned output as per SDBIP	2nd Quarter Planned output as per SDBIP	3rd Quarter Planned output as per SDBIP	4th Quarter Planned output as per SDBIP	Reasons for no data, if not provided	Steps undertaken, or to be undertaken, to provide data in the future	Estimated date when data will be available
LED3.11(1)		(1) Sum of the total working days per business application finalised	0	0	0	0	0	0	Establishment of Business Registration Centre will be concluded by 30 June '22, no registrations currently possible	n/a	n/a
LED3.11(2)		(2) Number of business applications finalised	0	0	0	0	0	0	Establishment of Business Registration Centre will be concluded by 30 June '22, no registrations currently possible	n/a	n/a
LED3.31	Average number of days from the point of advertising to the letter of award										
LED3.31(1)		(1) Sum of the number of days from the point of advertising a tender in terms of the 80/20 procurement process to the issuing of the letter of award	90	90	90	90	90	90	n/a	n/a	n/a
LED3.31(2)		(2) Total number of 80/20 tenders awarded as per the procurement process	43	38	10	10	10	8	n/a	n/a	n/a
LED3.32	Percentage of municipal payments made to service providers who submitted										
LED3.32(1)		(1) Number of municipal payments within 30-days of complete invoice receipt made to service providers	100	100	100	100	100	100	n/a	n/a	n/a
LED3.32(2)		(2) Total number of complete invoices received (30 days or older)	0	0	0	0	0	0	n/a	n/a	n/a
GG1.21	Staff vacancy rate										
GG1.21(1)		(1) The number of employees on the approved organisational structure	19%	10%	n/a	n/a	10%	n/a	n/a	n/a	n/a
GG1.21(2)		(2) The number of permanent employees in the municipality	321	321	0	0	321	0	n/a	n/a	n/a
GG1.22	Percentage of vacant posts filled within 3 months										
GG1.22(1)		(1) Number of vacant posts filled within 3 months since the date (dd/mm/yyyy) of authority to proceed with filling the vacancy	0	29,0	0,0	0,0	100,0%	25,0	n/a	n/a	n/a

**CIRCULAR 88: OUTPUT INDICATORS FOR QUARTERLY REPORTING**

Indicator Code	Performance indicator	Data element	Baseline (Annual Performance of 2021/22 estimated)	Annual target for 2022/2023	1st Quarter Planned output as per SDBIP	2nd Quarter Planned output as per SDBIP	3rd Quarter Planned output as per SDBIP	4th Quarter Planned output as per SDBIP	Reasons for no data, if not provided	Steps undertaken, or to be undertaken, to provide data in the future	Estimated date when data will be available
GG1.21(2)		(2) Number of vacant posts that have been filled	9	29.0	0.0	0.0	25.0		n/a	n/a	n/a
GG2.11	Percentage of ward committees with 6 or more ward committee members		100%	100%	100%	100%	100%	100%			
GG2.11(1)		(1) Total number of ward committees with 6 or more members	30	30	30	30	30	30	n/a	n/a	n/a
GG2.11(2)		(2) Total number of wards	30	30	30	30	30	30	n/a	n/a	n/a
GG2.12(1)	Percentage of wards that have held at least once councillor-convened community meetings	(1) Total number of councillor convened ward community meetings	30	480	120	120	120	120	n/a	n/a	n/a
GG2.12(2)		(2) Total number of wards	30	30	30	30	30	30	n/a	n/a	n/a
GG2.31	Percentage of official complaints responded to through the municipal		100%								
GG2.31(1)		(1) Number of official complaints responded to according to municipal norms and standards	54	0.00	0.00	0.00	0.00	0.00	No complaints planned for	n/a	n/a
GG2.31(2)		(2) Number of official complaints received	54	0.00	0.00	0.00	0.00	0.00	n/a	n/a	n/a
GG4.11	Number of agenda items deferred to the next council meeting		0	0	0	0	0	0	None, not planned for	n/a	n/a
GG4.11(1)		(1) Sum total number of all council agenda items deferred to the next meeting	0	0	0	0	0	0			
GG5.11	Number of active suspensions longer than three months		0	0.00	0.00	0.00	0.00	0.00	No cases, none planned	n/a	n/a
GG5.11(1)		(1) Simple count of the number of active suspensions in the municipality lasting more than three months	0	0.00	0.00	0.00	0.00	0.00			
GG5.12	Quarterly salary bill of suspended officials		0	0.00	0.00	0.00	0.00	0.00	No suspensions	n/a	n/a
GG5.12(1)		(1) Sum of the salary bill for all suspended officials for the reporting period	0	0.00	0.00	0.00	0.00	0.00			

**OUTPUT INDICATORS FOR ANNUAL REPORTING**

WS5.31	Percentage of total water connections metered										
WS5.31(1)		(1) Number of water connections metered	not known	not known	n/a	n/a	n/a	n/a	District Function	n/a	n/a
WS5.31(2)		(2) Number of connections unmetered	not known	not known	n/a	n/a	n/a	n/a	District Function	n/a	n/a
ENV4.11	Percentage of biodiversity priority area within the municipality										
ENV4.11(1)		(1) Total land area in hectares classified as 'biodiversity priority areas'	District function	n/a	n/a	n/a	n/a	n/a	n/a	n/a	n/a
ENV4.11(2)		(2) Total municipal area in hectares	189100	189100	n/a	n/a	n/a	n/a	n/a	n/a	n/a
ENV4.21	Percentage of biodiversity priority areas protected										

**CIRCULAR 88: OUTPUT INDICATORS FOR QUARTERLY REPORTING**

Indicator Code	Performance Indicator	Data element	Baseline (Annual Performance of 2021/22 estimated)	Annual target for 2022/2023	1st Quarter Planned output as per SDBIP	2nd Quarter Planned output as per SDBIP	3rd Quarter Planned output as per SDBIP	4th Quarter Planned output as per SDBIP	Reasons for no data, if not provided	Steps undertaken, or to be undertaken, to provide data in the future	Estimated date when data will be available
ENW4.21(1)		(1) Area of priority biodiversity area in hectares which is protected	District function	n/a	n/a	n/a	n/a	n/a	n/a	n/a	n/a
ENW4.21(2)		(2) Total area identified as a priority biodiversity area in hectares	District function	n/a	n/a	n/a	n/a	n/a	n/a	n/a	n/a
TR6.11	Percentage of unsurfaced road graded		5,0%	5,0%	1,2%	1,2%	1,2%	1,2%			
TR6.11(1)		(1) Kilometres of municipal road graded	40	40,00	10,00	10,00	10,00	10,00	n/a	n/a	n/a
TR6.11(2)		(2) Kilometres of unsurfaced road network	806	806	806	806	806	806	n/a	n/a	n/a
G63.12	Percentage of councillors who have declared their financial interests		100%	100%	100%	100%	100%	100%			
G63.12(1)		(1) Number of councillors that have declared their financial interests	60	60,00	60,00	60,00	60,00	60,00	n/a	n/a	n/a
G63.12(2)		(2) Total number of municipal councillors	60	60,00	60,00	60,00	60,00	60,00	n/a	n/a	n/a

**QUARTERLY COMPLIANCE INDICATORS**

C1.	Number of signed performance agreements by the MM and section 56		6	6	6	n/a	n/a	n/a	n/a	n/a	n/a
C2.	Number of ExCo or Mayoral Executive meetings held		4	4	1	1	1	1	n/a	n/a	n/a
C3.	Number of Council portfolio committee meetings held		12	12	3	3	3	3	n/a	n/a	n/a
C4.	Number of MPAC meetings held		4	4	1	1	1	1	n/a	n/a	n/a
C6.	Number of formal (minuted) meetings between the Mayor, Speaker and MM		12,00	12,00	3,00	3,00	3,00	3,00	n/a	n/a	n/a
C7.	Number of formal (minuted) meetings - to which all senior managers were		12	12	3	3	3	3	n/a	n/a	n/a
C8.	Number of councillors completed training		36	60	60	60	60	60,00	n/a	n/a	n/a
C9.	Number of municipal officials completed training		28	100,00	25,00	25,00	25,00	25,00	n/a	n/a	n/a
C10.	Number of work stoppages occurring		0	0	0	0	0	0	Not happened	n/a	n/a
C11.	Number of litigation cases instituted by the municipality		0	0,00	0,00	0,00	0,00	0,00	Not happened	n/a	n/a
C12.	Number of litigation cases instituted against the municipality		0	0,00	0,00	0,00	0,00	0,00	Not happened	n/a	n/a
C13.	Number of forensic investigations instituted		0	0	0	0	0	0	Not happened	n/a	n/a
C14.	Number of forensic investigations conducted		0	0	0	0	0	0	Not happened	n/a	n/a
C15.	Number of days of sick leave taken by employees		40	0,00	0,00	0,00	0,00	0,00	n/a	n/a	n/a
C16.	Number of permanent employees employed		262	39,00	25,00	0,00	0,00	9,00	n/a	n/a	n/a
C17.	Number of temporary employees employed		0	0	0	0	0	0	n/a	n/a	n/a
C18.	Number of approved demonstrations in the municipal area		0	0	0	0	0	0	No demonstrations took place, none planned	n/a	n/a
C19.	Number of recognised traditional and Khoi-San leaders in attendance (sum of)		10	10	10	10	10	10	n/a	n/a	n/a
C20.	Number of permanent environmental health practitioners employed by the		0	0	0	0	0	0	District Function	District Function	District Function
C22.	Number of Council meetings held		4	4	1	1	1	1	n/a	n/a	n/a

**CIRCULAR 88: OUTPUT INDICATORS FOR QUARTERLY REPORTING**

Indicator Code	Performance indicator	Data element	Baseline (Annual Performance of 2021/22 estimated)	Annual target for 2022/2023	1st Quarter Planned output as per SDBIP	2nd Quarter Planned output as per SDBIP	3rd Quarter Planned output as per SDBIP	4th Quarter Planned output as per SDBIP	Reasons for no data, if not provided	Steps undertaken, or to be undertaken, to provide data in the future	Estimated date when data will be available
C23.	Number of disciplinary cases for misconduct relating to fraud and corruption		0	0	0	0	0	0	No cases, none planned	n/a	n/a
C24.	Number of council meetings disrupted		0	0	0	0	0	0	n/a	n/a	n/a
C25.	Number of protests reported		0	0	0	0	0	0	No protests took place, none planned	n/a	n/a
C26.	R-value of all tenders awarded		173439607	1161798.00	29044950.00	29044950.00	29044950.00	29044950.00	n/a	n/a	n/a
C27.	Number of all awards made in terms of Section 36 of the MFMA Municipal		0	0.00	0.00	0.00	0.00	0.00	n/a	n/a	n/a
C28.	R-value of all awards made in terms of Section 36 of the MFMA Municipal		0	0.00	0.00	0.00	0.00	0.00	n/a	n/a	n/a
C29.	Number of approved applications for rezoning a property for commercial		0	0.00	0.00	0.00	0.00	0.00	n/a	n/a	n/a
C30.	Number of business licenses approved		0	0	0	0	0	0	System not yet in place to register business, will be ready by June 2022	n/a	n/a
C32.	Number of positions filled with regard to municipal infrastructure		74	13.00	0.00	0.00	0.00	13.00	n/a	n/a	n/a
C33.	Number of tenders over R200 000 awarded		43	38.00	10.00	10.00	10.00	10.00	n/a	n/a	n/a
C34.	Number of months the Municipal Managers' position has been filled (not		5	0.00	0.00	0.00	0.00	0.00	n/a	n/a	n/a
C35.	Number of months the Chief Financial Officers' position has been filled (not		0	0.00	0.00	0.00	0.00	0.00	n/a	n/a	n/a
C36.	Number of vacant posts of senior managers		1	0.00	0.00	0.00	0.00	0.00	n/a	n/a	n/a
C38.	Number of filled posts in the treasury and budget office		30	1.00	0.00	0.00	0.00	1.00	n/a	n/a	n/a
C40.	Number of filled posts in the development and planning department		11	1.00	0.00	0.00	0.00	1.00	n/a	n/a	n/a
C42.	Number of registered engineers employed in approved posts		7	0.00	0.00	0.00	0.00	0.00	n/a	n/a	n/a
C43.	Number of engineers employed in approved posts		7	0.00	0.00	0.00	0.00	0.00	n/a	n/a	n/a
C44.	Number of disciplinary cases in the municipality		0	0.00	0.00	0.00	0.00	0.00	n/a	n/a	n/a
C45.	Number of finalised disciplinary cases		0	0.00	0.00	0.00	0.00	0.00	n/a	n/a	n/a
C47.	Number of waste management posts filled		94	25.00	0.00	0.00	0.00	0.00	n/a	n/a	n/a
C49.	Number of electricians employed in approved posts		3	1.00	0.00	0.00	0.00	1.00	n/a	n/a	n/a
C51.	Number of filled water and wastewater management posts		15	0.00	0.00	0.00	0.00	0.00	n/a	n/a	n/a
C56.	Number of customers provided with an alternative energy supply (e.g. LPG or paraffin or biogel according to supply level standards)		0	0	0	0	0	0	Not a municipal function	n/a	n/a
C57.	Number of registered electricity consumers with a mini grid-based system in		1002	0.00	0.00	0.00	0.00	0.00	n/a	n/a	n/a
C58.	Total non-technical electricity losses in MWh (estimate)		15	0.00	0.00	0.00	0.00	0.00	n/a	n/a	n/a
C59.	Number of municipal buildings that consume renewable energy		0	0	0	0	0	0	n/a	n/a	n/a
C61.	Total number of chemical toilets in operation		0	0	0	0	0	0	n/a	n/a	n/a
C63.	Total volume of water delivered by water trucks		6000000	1500000	1500000	1500000	1500000	1500000	District function	District function	District function
C67.	Number of paid full-time firefighters employed by the municipality		0	0	0	0	0	0	n/a	n/a	n/a
C68.	Number of part-time and firefighter reservists in the service of the municipality		0	0	0	0	0	0	District function	District function	District function

**CIRCULAR 88: OUTPUT INDICATORS FOR QUARTERLY REPORTING**

Indicator Code	Performance indicator	Data element	Baseline (Annual Performance of 2021/22 estimated)	Annual target for 2022/2023	1st Quarter Planned output as per SDBIP	2nd Quarter Planned output as per SDBIP	3rd Quarter Planned output as per SDBIP	4th Quarter Planned output as per SDBIP	Reasons for no data, if not provided	Steps undertaken, or to be undertaken, to provide data in the future	Estimated date when data will be available
C69.	Number of 'displaced persons' to whom the municipality delivered assistance		0	0	0	0	0	0	No known displaced people within the Municipal area	n/a	n/a
C71.	Number of procurement processes where disputes were raised		0	0,00	0,00	0,00	0,00	0,00	n/a	n/a	n/a
C73.	Number of structural fires occurring in informal settlements		0	0	0	0	0	0	District function	District function	District function
C74.	Number of dwellings in informal settlements affected by structural fires		0	0	0	0	0	0	District function	District function	District function
C76.	Number of SMMEs and informal businesses benefitting from municipal		170	200,00	50,00	50,00	50,00	50,00	N/A	N/A	N/A
C77.	B-BBEE Procurement Spend on Empowering Suppliers that are at least 51%		95	100,00	25,00	25,00	25,00	25,00	N/A	N/A	N/A
C78.	B-BBEE Procurement Spend on Empowering Suppliers that are at least 30%		8	3,00	3,00	3,00	3,00	3,00	N/A	N/A	N/A
C79.	B-BBEE Procurement Spend from all Empowering Suppliers based on the B-		101	120,00	30,00	30,00	30,00	30,00	N/A	N/A	N/A
C86.	Number of households in the municipal area registered as indigent		382	382	382	382	382	382	n/a	n/a	n/a
C89.	Number of meetings of the Executive or Mayoral Committee postponed due to		0	0,00	0,00	0,00	0,00	0,00	n/a	n/a	n/a

**ANNUAL COMPLIANCE INDICATORS**

C5.	Number of recognised traditional leaders within your municipal boundary		10	10	0	0	0	10	n/a	n/a	n/a
C21.	Number of approved environmental health practitioner posts in the		0	0	0	0	0	0	District function	District function	District function
C31.	Number of approved posts in the municipality with regard to municipal		74	0	0	0	0	0	n/a	n/a	n/a
C37.	Number of approved posts in the treasury and budget office		30	0	0	0	0	0	n/a	n/a	n/a
C39.	Number of approved posts in the development and planning department		11	0	0	0	0	0	n/a	n/a	n/a
C41.	Number of approved engineer posts in the municipality		7	0	0	0	0	0	n/a	n/a	n/a
C46.	Number of approved waste management posts in the municipality		94	0	0	0	0	0	n/a	n/a	n/a
C48.	Number of approved electrician posts in the municipality		6	0	0	0	0	0	n/a	n/a	n/a
C50.	Number of approved water and wastewater management posts in the		15	0	0	0	0	0	n/a	n/a	n/a
C52.	Number of maintained sports fields and facilities		7	9,00	0	0	0	9	n/a	n/a	n/a
C53.	Square meters of maintained public outdoor recreation space		2500	2500,00	625	625	625	625	n/a	n/a	n/a
C54.	Number of municipality-owned community halls		13	14,00	0	0	0	14	n/a	n/a	n/a
C80.	Total number of sewer connections		0	0	0	0	0	0	MDM function	n/a	n/a
C82.	Total number of Ventilation Improved Pit Toilets (VIPs)		0	0	0	0	0	0	MDM function	n/a	n/a



**COMPLIANCE QUESTIONS**

Q1.	Does the municipality have an approved Performance Management	Yes	Yes	Yes	Yes	Yes	Yes	Yes	n/a	n/a	n/a
Q2.	Has the IDP been adopted by Council by the target date?	Yes	Yes	Yes	Yes	Yes	Yes	Yes	n/a	n/a	n/a
Q3.	Does the municipality have an approved LED Strategy?	Yes	Yes	Yes	Yes	Yes	Yes	Yes	n/a	n/a	n/a
Q4.	What are the main causes of work stoppage in the past quarter by type of stoppage?	None	None	None	None	None	None	None	No work stoppage planned	n/a	n/a
Q5.	How many public meetings were held in the last quarter at which the Mayor or	0	4	1	1	1	1	1	COVID regulations	n/a	n/a

**CIRCULAR 88: OUTPUT INDICATORS FOR QUARTERLY REPORTING**

Indicator Code	Performance indicator	Data element	Baseline (Annual Performance of 2021/22 estimated)	Annual target for 2022/2023	1st Quarter Planned output as per SDBIP	2nd Quarter Planned output as per SDBIP	3rd Quarter Planned output as per SDBIP	4th Quarter Planned output as per SDBIP	Reasons for no data, if not provided	Steps undertaken, or to be undertaken, to provide data in the future	Estimated date when data will be available
Q6.	When was the last scientifically representative community feedback survey undertaken in the municipality?		Never	None	None	None	None	None	No budget or capacity to conduct such surveys internally	None - funding from CoGHSTA will be required	n/a
Q7.	What are the biggest causes of complaints or dissatisfaction from the		n/a	n/a	n/a	n/a	n/a	n/a	No survey done	n/a	n/a
Q8.	Please list the locality, date and cause of each incident of protest within the		0	0	0	0	0	0	No protests planned	n/a	n/a
Q9.	Does the municipality have an Internal Audit Unit?		Yes	Yes	Yes	Yes	Yes	Yes	n/a	n/a	n/a
Q10.	Is there a dedicated position responsible for internal audits?		Yes	Yes	Yes	Yes	Yes	Yes	n/a	n/a	n/a
Q11.	Is the internal audit position filled or vacant?		Filled	Filled	Filled	Filled	Filled	Filled	n/a	n/a	n/a
Q12.	Has an Audit Committee been established? If so, is it functional?		Yes	Yes	Yes	Yes	Yes	Yes	n/a	n/a	n/a
Q13.	Has the internal audit plan been approved by the Audit Committee?		Yes	Yes	Yes	Yes	Yes	Yes	n/a	n/a	n/a
Q14.	Has an Internal Audit Charter and Audit Committee charter been approved		Yes	Yes	Yes	Yes	Yes	Yes	n/a	n/a	n/a
Q15.	Does the internal audit plan set monthly targets?		Yes	Yes	Yes	Yes	Yes	Yes	n/a	n/a	n/a
Q16.	How many monthly targets in the internal audit plan were not achieved?		0	0	0	0	0	0	Internal Audit plan have quarterly targets per project	n/a	n/a
Q17.	Does the Municipality have a dedicated SMIME support unit or facility in place either directly or in partnership with a relevant role-player?		No	No	No	No	No	No	No budget or capacity for this service	n/a	n/a
Q18.	What economic incentive policies adopted by Council does the municipality have by date of adoption?		None	None	None	None	None	None	No budget or capacity for this service	n/a	n/a
Q19.	Is the municipal supplier database aligned with the Central Supplier		Yes	Yes	Yes	Yes	Yes	Yes	n/a	n/a	n/a
Q20.	What is the number of steps a business must comply with when applying for a construction permit before final document is received?		tbd	tbd	tbd	tbd	tbd	tbd	Business registration centre to be completed by June 2023	n/a	n/a
Q22.	Please list the name of the structure and date of every meeting of an official IGR structure that the municipality participated in this quarter.		1	tbd	tbd	tbd	tbd	tbd	IGR structures attended on request no internal control and therefore no target can be set	n/a	n/a
Q23.	Where is the organisational responsibility for the IGR support function located within the municipality (inclusive of the reporting line)?		Office of the Mayor	Office of the Mayor	Office of the Mayor	Office of the Mayor	Office of the Mayor	Office of the Mayor	n/a	n/a	n/a
Q24.	Is the MPAC functional? List the reasons why if the answer is not 'Yes'.		Yes	Yes	Yes	Yes	Yes	Yes	n/a	n/a	n/a
Q25.	Has a report by the Executive Committee on all decisions it has taken been		Yes	Yes	Yes	Yes	Yes	Yes	n/a	n/a	n/a

**2022/23 SERVICE DELIVERY BUDGET AND IMPLEMENTATION PLAN**

<p><b>Approval by the Mayor</b></p>	<p>The approval of the SDBIP is the competency of the Municipal Manager and Mayor. The SDBIP is a management and monitoring tool for the implementation of the IDP and Budget that must be tabled to Council for noting after approval by the Mayor. The SDBIP may only be adjusted during the adjustment of the budget and must serve in Council along with the adjusted budget.</p>
<p><b>Monitoring the implementation of the SDBIP</b></p>	<p>Progress against the targets set out in the SDBIP will be monitored and reported on a monthly, quarterly and annual basis as per the approved PMS Policy and Framework</p>
<p><b>Signatures</b></p>	<p> <b>2022/2023 SDBIP Compiled By:</b>                Mrs. MF Mankgaba              Municipal Manager              Greater-Letaba Municipality    <b>2022/23 SDBIP Approved By:</b>                CLLR TD Mamanyoha              Mayor              Greater-Letaba Municipality         </p> <p style="text-align: center;">             24/06/2022              DATE         </p> <p style="text-align: center;">             24/06/2022              DATE         </p>